

Jabatan  
KEBAJIKAN  
Masyarakat



Jabatan Kebajikan Masyarakat

Aras 6, 9-18, No 55,  
Persiaran Perdana, Presint 4,  
62100 Putrajaya

+603 8323 1656 / +603 8323 1658

+603 8323 2094

facebook.com/pages/JKMHQ

twitter@JKMHQ

instagram@jkmhq

[www.jkm.gov.my](http://www.jkm.gov.my)



ISSN 2180-1452



LAPORAN STATISTIK 2017 JABATAN KEBAJIKAN MALAYSIA



KEMENTERIAN PEMBANGUNAN WANITA,  
KELUARGA DAN MASYARAKAT

# LAPORAN STATISTIK 2017

JABATAN KEBAJIKAN MASYARAKAT



Diterbitkan oleh  
Bahagian Kawalan Standard,  
Jabatan Kebajikan Masyarakat,  
Kementerian Pembangunan Wanita,  
Keluarga dan Masyarakat

Diterbitkan November 2018

Hak cipta © Jabatan Kebajikan Masyarakat. Semua hak cipta terpelihara.  
Tiada bahagian daripada penerbitan ini boleh diterbitkan semula, dicetak semula  
atau disiarkan dalam sebarang bentuk atau dengan sebarang cara, elektronik,  
fotokopi, mekanik, rakaman atau sebaliknya, tanpa terlebih dahulu mendapat kebenaran  
bertulis daripada

Ketua Pengarah Kebajikan Masyarakat atau hubungi:

**JABATAN KEBAJIKAN MASYARAKAT**  
**ARAS 6,9-18, NO. 55,**  
**PERSIARAN PERDANA, PRESINT 4,**  
**62100 PUTRAJAYA**  
**TEL: 03-8323 1656 / 03-8323 1658**  
**FAKS: 03-8323 2094**

Jabatan Kebajikan Masyarakat mengucapkan terima kasih kepada semua yang terlibat  
secara langsung dan tidak langsung dalam penghasilan buku ini serta mereka yang  
bersetuju membenarkan kami mendapatkan koleksi gambar dan bahan-bahan peribadi.

Dicetak oleh:  
DFA PRINT SDN. BHD.  
Jalan P10/21, Sek. 10, Taman Perindustrian Selaman,  
43650 Bandar Baru Bangi,  
Selangor

***Assalamualaikum w. b. t. dan Salam Sejahtera.***

*Alhamdulillah, syukur ke hadrat Allah S.W.T atas keizinanNya, Buku Laporan Statistik Jabatan Kebajikan Masyarakat (JKM) 2017 berjaya diterbitkan.*

*Buku ini merupakan himpunan data-data yang komprehensif dan terkini bagi tahun 2017 berkaitan perkhidmatan JKM. Penerbitan ini merupakan salah satu sumber rujukan kepada semua pihak dalam memenuhi keperluan agensi Kerajaan, swasta, ahli akademik dan individu untuk tujuan penyelidikan, perancangan, penggubalan dan pelaksanaan dasar. Penerbitan buku ini juga adalah seiring dengan keperluan statistik oleh komuniti pengguna yang sentiasa menuntut penjanaan maklumat yang bertepatan dengan dunia semasa, relevan dan berintegriti.*

*Buku Laporan Statistik ini terbahagi kepada tiga (3) bahagian iaitu Bahagian A: Maklumat Asas, Bahagian B: Perkhidmatan Luar dan Bahagian C: Perkhidmatan Institusi. Data daripada ketiga-tiga Bahagian ini merupakan input penting kepada pembangunan dan perancangan sosial negara serta membantu dalam pencapaian pelaksanaan Rancangan Malaysia Ke-11 yang bertemakan Pertumbuhan Berpaksikan Rakyat di bawah Teras Strategik Pertama iaitu Memperkukuh Inklusiviti Kumpulan Sasar ke Arah Masyarakat yang Saksama.*

*Seiring dengan perkembangan Teknologi Maklumat dan Komunikasi (ICT) masa kini, buku ini boleh diakses dan dimuat turun melalui portal Jabatan di alamat [www.jkm.gov.my](http://www.jkm.gov.my). Diharapkan penerbitan Buku Laporan Statistik JKM 2017 ini dapat dijadikan sebagai repositori ilmu dan memberi manfaat kepada semua lapisan masyarakat.*

*Akhir kata, saya merakamkan setinggi-tinggi penghargaan kepada semua pihak yang menyumbang secara langsung dan tidak langsung dalam penyediaan penerbitan ini. Setiap maklum balas dan cadangan daripada semua pihak bagi menambah baik penerbitan ini pada masa akan datang amat dihargai.*

*Sekian, terima kasih.*

*"BERKAT BERJASA"*

**HJ. MOHD FAZARI BIN MOHD SALLEH**



*Assalamualaikum w.b.t and Salam Sejahtera,*

*Alhamdulillah, praise be to Allah S.W.T for His blessings, the Department of Social Welfare (DSW) Statistics Report 2017 is completed and published.*

*This book is a compilation of comprehensive and up to date data for the year 2017 for services under the Department of Social Welfare. This publication is a useful source of reference for all parties to meet the needs of government agencies, private sector, academicians and individuals for purposes of research, planning, formulation and implementation of policies. The publication of this book is in line with the needs of statistical user community which demands for world's current, relevant and integrity of information.*

*The Statistics Report is divided into three (3) parts, namely Part A: Basic Information, Part B: External Services and Part C: Institutional Services. Data from the three parts are a vital input for development and national social planning and to assist in achieving the implementation of the 11th Malaysia Plan based on the theme Anchoring Growth on People under the first Strategic Thrust that is Enhancing Inclusiveness Towards an Equitable Society.*

*With an expansion and development of Information and Communication Technology (ICT), this statistical report can be accessed and downloaded through the Department's website at [www.jkm.gov.my](http://www.jkm.gov.my). It is hoped that the DSW Statistics Report 2017 can serve as a repository of knowledge and beneficial to all level of society.*

*Finally, I express my deepest appreciation to all parties who have contributed directly and indirectly to the preparation of this publication. Every feedback and suggestions from all parties towards improving future publication is highly appreciated.*

*Thank you.*

**"BLESSINGS OF GOOD DEEDS"**

**HJ. MOHD FAZARI BIN MOHD SALLEH**

MOHD FAZARI

## ISI KANDUNGAN / CONTENTS

<b>KATA ALUAN / FOREWORD</b>	2
<b>ISI KANDUNGAN / CONTENTS</b>	4
<b>SIMBOL DAN SINGKATAN / SYMBOLS AND ABBREVIATION</b>	14
<b>SENARAI CARTA</b>	
CARTA 1 : JUMLAH PENDUDUK MENGIKUT KUMPULAN UMUR BAGI TAHUN 2000, 2010 DAN 2017	16
<i>Chart 1 : Population by Age Group for Year 2000, 2010 &amp; 2017</i>	
CARTA 2 : JUMLAH PENDUDUK MENGIKUT JANTINA DAN NEGERI BAGI TAHUN 2017	17
<i>Chart 2 : Population by Sex and State, 2017</i>	
CARTA 3 : PENERIMA BANTUAN KEWANGAN, 2015-2017	18
<i>Chart 3 : Recipients of Financial Assistance, 2015-2017</i>	
CARTA 4 : JUMLAH RM ('000) BANTUAN KEWANGAN, 2015-2017	19
<i>Chart 4 : Total (RM'000) of Financial Assistance, 2015-2017</i>	
CARTA 5 : PENERIMA BANTUAN KEWANGAN MENGIKUT NEGERI, 2017	20
<i>Chart 5 : Recipients of Financial Assistance by State, 2017</i>	
CARTA 6 : PENERIMA BANTUAN KEWANGAN MENGIKUT NEGERI, 2015-2017	21
<i>Chart 6 : Recipients of Financial Assistance by State, 2015-2017</i>	
CARTA 7 : KES KANAK-KANAK YANG MEMERLUKAN PERLINDUNGAN DAN PEMULIHAN MENGIKUT JANTINA, 2015-2017	22
<i>Chart 7 : Children In Need of Protection and Rehabilitation by Sex, 2015-2017</i>	
CARTA 8 : PERATUSAN KANAK-KANAK YANG MEMERLUKAN PERLINDUNGAN DAN PEMULIHAN MENGIKUT ETNIK, 2017	23
<i>Chart 8 : Percentage of Children In Need of Protection and Rehabilitation by Ethnic, 2017</i>	
CARTA 9 : KANAK-KANAK TERLIBAT DENGAN JENAYAH MENGIKUT JANTINA, 2015-2017	24
<i>Chart 9 : Children Involved In Crime by Sex, 2015-2017</i>	
CARTA 10 : PERATUSAN KANAK-KANAK TERLIBAT DENGAN JENAYAH MENGIKUT KUMPULAN ETNIK, 2017	25
<i>Chart 10 : Percentage of Children Involved In Crime by Ethnic Group, 2017</i>	
CARTA 11 : KANAK-KANAK YANG MEMERLUKAN PEMELIHARAAN DAN PERLINDUNGAN MENGIKUT JANTINA, 2015-2017	26
<i>Chart 11 : Children In Need of Care and Protection by Sex, 2015-2017</i>	
CARTA 12 : PERATUSAN KANAK-KANAK YANG MEMERLUKAN PEMELIHARAAN DAN PERLINDUNGAN MENGIKUT ETNIK, 2017	27
<i>Chart 12 : Percentage of Children In Need of Care and Protection by Ethnic Group, 2017</i>	
CARTA 13 : PERATUSAN KANAK-KANAK TIDAK TERKAWAL MENGIKUT KUMPULAN ETNIK, 2017	28
<i>Chart 13 : Percentage of Children Beyond Control by Ethnic Group, 2017</i>	
CARTA 14 : BILANGAN KES PESALAH MUDA MENGIKUT NEGERI, 2017	29
<i>Chart 14 : Cases of Youth Offenders by State, 2017</i>	
CARTA 15 : BILANGAN KES KEGANASAN RUMAHTANGGA MENGIKUT JANTINA, 2015-2017	30
<i>Chart 15 : Cases of Domestic Violence by Sex, 2015-2017</i>	
CARTA 16 : BILANGAN KES ORANG PAPA MENGIKUT JANTINA DAN KATEGORI, 2017	31
<i>Chart 16 : Cases of Destitute Persons by Sex and Category, 2017</i>	

CARTA 17	: BILANGAN KES ORANG PAPA MENGIKUT KUMPULAN ETNIK, 2017	32
<i>Chart 17</i>	: <i>Cases of Destitute Persons by Ethnic Group, 2017</i>	
CARTA 18	: PENDAFTARAN ORANG KURANG UPAYA (OKU), 2015-2017	33
<i>Chart 18</i>	: <i>Registration of Persons With Disabilities (PWD's), 2015-2017</i>	
CARTA 19	: PERATUSAN OKU MENGIKUT JENIS KECACATAN, 2017	34
<i>Chart 19</i>	: <i>Percentage of PWD's by Category of Disabilities, 2017</i>	
CARTA 20	: PERATUSAN PENGHUNI/PELATIH DI INSTITUSI JKM MENGIKUT ETNIK, 2017	35
<i>Chart 20</i>	: <i>Percentage of Inmates/Trainees at Institution by Ethnic Group, 2017</i>	
CARTA 21	: PERATUSAN BILANGAN PENGHUNI/PELATIH DI INSTITUSI JKM MENGIKUT JANTINA, 2017	36
<i>Chart 21</i>	: <i>Percentage of Inmates/Trainees at Institution by Sex, 2017</i>	

## **BAHAGIAN A : MAKLUMAT ASAS / SECTION A BASIC INFORMATION**

### **1. PENDUDUK / POPULATION**

JADUAL 1.1	: PENDUDUK MENGIKUT NEGERI DAN JANTINA, MALAYSIA	38
<i>Table 1.1</i>	: <i>Population by State and Sex, Malaysia</i>	
JADUAL 1.2	: PENDUDUK MENGIKUT KUMPULAN UMUR DAN JANTINA, MALAYSIA	39
<i>Table 1.2</i>	: <i>Population by Age Group and Sex, Malaysia</i>	
JADUAL 1.3	: PENDUDUK MENGIKUT KUMPULAN UMUR DAN JANTINA, MALAYSIA	40
<i>Table 1.3</i>	: <i>Population by Age Group and Sex, Malaysia</i>	

## **BAHAGIAN B : PERKHIDMATAN LUAR / FIELD SERVICES**

### **1. PERKHIDMATAN BANTUAN / FINANCIAL ASSISTANCE SERVICES**

JADUAL 1.1	: BANTUAN KEWANGAN MENGIKUT NEGERI, 2015-2017	42
<i>Table 1.1</i>	: <i>Financial Assistance by State, 2015-2017</i>	
JADUAL 1.2	: BANTUAN KEWANGAN MENGIKUT SKIM, 2015-2017	43
<i>Table 1.2</i>	: <i>Financial Assistance by Scheme, 2015-2017</i>	
JADUAL 1.3	: BANTUAN KEWANGAN MENGIKUT ETNIK, 2015-2017	44
<i>Table 1.3</i>	: <i>Financial Assistance by Ethnic, 2015-2017</i>	

#### **1.1 : BANTUAN KANAK-KANAK (BKK) / Financial Assistance for Children**

JADUAL 1.1 (a)	: BANTUAN KANAK-KANAK MENGIKUT NEGERI, 2015-2017	46
<i>Table 1.1 (a)</i>	: <i>Financial Assistance for Children by State, 2015-2017</i>	
JADUAL 1.1 (b)	: BANTUAN KANAK-KANAK MENGIKUT KUMPULAN ETNIK, 2015-2017	47
<i>Table 1.1 (b)</i>	: <i>Financial Assistance for Children by Ethnic, 2015-2017</i>	

#### **1.2 BANTUAN ORANG TUA (BOT) / Financial Assistance for Older Person**

JADUAL 1.2 (a)	: BANTUAN ORANG TUA MENGIKUT NEGERI, 2015-2017	50
<i>Table 1.2 (a)</i>	: <i>Financial Assistance for Older Person by State, 2015-2017</i>	
JADUAL 1.2 (b)	: BANTUAN ORANG TUA MENGIKUT KUMPULAN ETNIK, 2015-2017	51
<i>Table 1.2 (b)</i>	: <i>Financial Assistance for Older Person by Ethnic Group, 2015-2017</i>	

<b>1.3. BANTUAN ANAK PELIHARA (BAP) / <i>Financial Assistance for Foster Children</i></b>	
JADUAL 1.3 (a) : BANTUAN ANAK PELIHARA MENGIKUT NEGERI, 2015-2017	54
<i>Table 1.3 (a) : Financial Assistance for Foster Children by State, 2015-2017</i>	
JADUAL 1.3 (b) : BANTUAN ANAK PELIHARA MENGIKUT KUMPULAN ETNIK, 2015-2017	55
<i>Table 1.3 (b) : Financial Assistance for Foster Children by Ethnic, 2015-2017</i>	
<b>1.4. ELAUN PEKERJA CACAT (EPC) / <i>Allowance for Disabled Workers</i></b>	56
JADUAL 1.4 (a) : ELAUN PEKERJA CACAT MENGIKUT NEGERI, 2015-2017	58
<i>Table 1.4 (a) : Allowance for Disabled Workers by State, 2015-2017</i>	
JADUAL 1.4 (b) : ELAUN PEKERJA CACAT MENGIKUT KUMPULAN ETNIK, 2015-2017	59
<i>Table 1.4 (b) : Allowance for Disabled Workers by Ethnic Group, 2015-2017</i>	
<b>1.5. BANTUAN AM (BA) / <i>Public Assistance</i></b>	60
JADUAL 1.5 (a) : BANTUAN AM MENGIKUT NEGERI, 2015-2017	62
<i>Table 1.5 (a) : Public Assistance by State, 2015-2017</i>	
JADUAL 1.5 (b) : BANTUAN AM MENGIKUT KUMPULAN ETNIK, 2015-2017	63
<i>Table 1.5 (b) : Public Assistance by Ethnic Group, 2015-2017</i>	
JADUAL 1.5 (c) : BANTUAN AM MENGIKUT KATEGORI PENERIMA, 2015-2017	64
<i>Table 1.5 (c) : Public Assistance by Category of Recipients, 2015-2017</i>	
<b>1.6. GERAN PELANCARAN (GP) / <i>Launching Grants</i></b>	
JADUAL 1.6 (a) : GERAN PELANCARAN MENGIKUT NEGERI, 2015-2017	66
<i>Table 1.6 (a) : Launching Grants by State, 2015-2017</i>	
JADUAL 1.6 (b) : GERAN PELANCARAN MENGIKUT KUMPULAN ETNIK, 2015-2017	67
<i>Table 1.6 (b) : Launching Grants by Ethnic Group, 2015-2017</i>	
JADUAL 1.6 (c) : GERAN PELANCARAN MENGIKUT KATEGORI PENERIMA, 2015-2017	68
<i>Table 1.6 (c) : Launching Grants by Category of Recipients, 2015-2017</i>	
<b>1.7. BANTUAN ALAT TIRUAN / SOKONGAN (AT) / <i>Financial Assistance of Artificial / Assistive Devices</i></b>	
JADUAL 1.7 (a) : BANTUAN ALAT TIRUAN / SOKONGAN MENGIKUT NEGERI, 2015-2017	70
<i>Table 1.7 (a) : Financial Assistance of Artificial / Assistive Devices by State, 2015-2017</i>	
JADUAL 1.7 (b) : BANTUAN ALAT TIRUAN / SOKONGAN MENGIKUT KUMPULAN ETNIK, 2015-2017	71
<i>Table 1.7 (b) : Financial Assistance of Artificial / Assistive Devices by Ethnic Group, 2015-2017</i>	
JADUAL 1.7 (c) : BANTUAN ALAT TIRUAN / SOKONGAN MENGIKUT JENIS ALAT TIRUAN, 2015-2017	72
<i>Table 1.7 (c) : Financial Assistance of Artificial / Assistive Devices by Type of Artificial Limbs, 2015-2017</i>	
<b>1.8. ELAUN PERANTIS / <i>Apperantices Allowances</i></b>	
JADUAL 1.8 (a) : ELAUN PERANTIS MENGIKUT NEGERI, 2015-2017	74
<i>Table 1.8 (a) : Apperantices Allowance by State, 2015-2017</i>	
JADUAL 1.8 (b) : ELAUN PERANTIS MENGIKUT KUMPULAN ETNIK, 2015-2017	75
<i>Table 1.8 (b) : Apperantices Allowance by Ethnic Group, 2015-2017</i>	

<b>1.9. BANTUAN OKU TERLANTAR/PESAKIT KRONIK TERLANTAR (BPT) / <i>Financial Assistance for The Bed-Ridden PWD's/Chronically Ill Patients</i></b>		
JADUAL 1.9 (a)	: BANTUAN OKU TERLANTAR/PESAKIT KRONIK TERLANTAR MENGIKUT NEGERI, 2015-2017	78
<i>Table 1.9 (a)</i>	: <i>Financial Assistance for the Bed-Ridden PWD's/Chronically Ill Patients by State, 2015-2017</i>	
JADUAL 1.9 (b)	: BANTUAN OKU TERLANTAR/PESAKIT KRONIK TERLANTAR MENGIKUT KUMPULAN ETNIK, 2015-2017	79
<i>Table 1.9 (b)</i>	: <i>Financial Assistance for the Bed-Ridden PWD's/ Chronically Ill Patients by Ethnic Group, 2015-2017</i>	
<b>1.10. BANTUAN OKU TIDAK BERUPAYA BEKERJA (BTB) / <i>Financial Assistance for PWD's Incapable of Work</i></b>		
JADUAL 1.10 (a)	: BANTUAN OKU TIDAK BERUPAYA BEKERJA (BTB) MENGIKUT NEGERI, 2015-2017	82
<i>Table 1.10 (a)</i>	: <i>Financial Assistance for PWD's Incapable of Work by State, 2015-2017</i>	
JADUAL 1.10 (b)	: BANTUAN OKU TIDAK BERUPAYA BEKERJA (BTB) MENGIKUT KUMPULAN ETNIK, 2015-2017	83
<i>Table 1.10 (b)</i>	: <i>Financial Assistance for PWD's Incapable of Work by Ethnic Group, 2015-2017</i>	
<b>2. KANAK-KANAK YANG MEMERLUKAN PERLINDUNGAN DAN PEMULIHAN / <i>CHILDREN IN NEED OF PROTECTION AND REHABILITATION</i></b>		
JADUAL 2.1	: KANAK-KANAK YANG MEMERLUKAN PERLINDUNGAN DAN PEMULIHAN MENGIKUT NEGERI DAN JANTINA, 2017	86
<i>Table 2.1</i>	: <i>Children In Need of Protection and Rehabilitation by State and Sex, 2017</i>	
JADUAL 2.2	: KANAK-KANAK YANG MEMERLUKAN PERLINDUNGAN DAN PEMULIHAN MENGIKUT KUMPULAN ETNIK DAN JANTINA, 2017	87
<i>Table 2.2</i>	: <i>Children In Need of Protection and Rehabilitation by Ethnic Group and Sex, 2017</i>	
JADUAL 2.3	: KANAK-KANAK YANG MEMERLUKAN PERLINDUNGAN DAN PEMULIHAN MENGIKUT JENIS KES DAN JANTINA, 2017	88
<i>Table 2.3</i>	: <i>Children In Need of Protection and Rehabilitation by Type of Cases and Sex, 2017</i>	
<b>3. KANAK-KANAK TERLIBAT DENGAN JENAYAH / <i>CHILDREN INVOLVED IN CRIME</i></b>		
JADUAL 3.1	: KANAK-KANAK TERLIBAT DENGAN JENAYAH MENGIKUT NEGERI DAN JANTINA, 2017	90
<i>Table 3.1</i>	: <i>Children Involved In Crime by State and Sex, 2017</i>	
JADUAL 3.2	: KANAK-KANAK TERLIBAT DENGAN JENAYAH MENGIKUT KUMPULAN ETNIK DAN JANTINA, 2017	91
<i>Table 3.2</i>	: <i>Children Involved In Crime by Ethnic Group and Sex, 2017</i>	
JADUAL 3.3	: KANAK-KANAK TERLIBAT DENGAN JENAYAH MENGIKUT JENIS KESALAHAN DAN JANTINA, 2017	92
<i>Table 3.3</i>	: <i>Children Involved In Crime by Type of Crimes and Sex, 2017</i>	
JADUAL 3.4	: KANAK-KANAK TERLIBAT DENGAN JENAYAH MENGIKUT JENIS KESALAHAN, KUMPULAN ETNIK DAN JANTINA, 2017	93
<i>Table 3.4</i>	: <i>Children Involved In Crime by Type of Crimes, Ethnic Group and Sex, 2017</i>	
JADUAL 3.5	: KANAK-KANAK TERLIBAT DENGAN JENAYAH MENGIKUT JENIS KESALAHAN, KUMPULAN UMUR DAN JANTINA, 2017	94
<i>Table 3.5</i>	: <i>Children Involved In Crime by Type of Crimes, Age Group and Sex, 2017</i>	
JADUAL 3.6	: KANAK-KANAK TERLIBAT DENGAN JENAYAH MENGIKUT PERINGKAT MAHKAMAH, KUMPULAN ETNIK DAN JANTINA, 2017	95
<i>Table 3.6</i>	: <i>Children Involved In Crime by Categories of Court, Ethnic Group and Sex, 2017</i>	
JADUAL 3.7	: KANAK-KANAK TERLIBAT DENGAN JENAYAH MENGIKUT PENJAGA, 2017	96
<i>Table 3.7</i>	: <i>Children Involved In Crime by Type of Carers, 2017</i>	
JADUAL 3.8	: KANAK-KANAK TERLIBAT DENGAN JENAYAH MENGIKUT JENIS KEDIAMAN, 2017	97
<i>Table 3.8</i>	: <i>Children Involved In Crime by Type of Residences, 2017</i>	



<b>4. KANAK-KANAK YANG MEMERLUKAN PEMELIHARAAN DAN PERLINDUNGAN / CHILDREN IN NEED OF CARE AND PROTECTION</b>		
JADUAL 4.1	: KANAK-KANAK MEMERLUKAN PEMELIHARAAN DAN PERLINDUNGAN MENGIKUT PERUJUK, 2017	100
Table 4.1	: <i>Children In Need of Care and Protection by Referrel, 2017</i>	
JADUAL 4.2	: KANAK-KANAK MEMERLUKAN PEMELIHARAAN DAN PERLINDUNGAN MENGIKUT NEGERI DAN JANTINA, 2017	101
Table 4.2	: <i>Children In Need of Care and Protection by State and Sex, 2017</i>	
JADUAL 4.3	: KANAK-KANAK MEMERLUKAN PEMELIHARAAN DAN PERLINDUNGAN MENGIKUT MENGIKUT ETNIK, JANTINA DAN JENIS KES, 2017	102
Table 4.3	: <i>Children In Need of Care and Protection by Ethnic Group, Sex and Type of Cases, 2017</i>	
JADUAL 4.4	: KANAK-KANAK YANG MEMERLUKAN PEMELIHARAAN DAN PERLINDUNGAN MENGIKUT KUMPULAN ETNIK DAN JANTINA, 2017	103
Table 4.4	: <i>Children In Need of Care and Protection by Ethnic Groups and Sex, 2017</i>	
JADUAL 4.5	: KANAK-KANAK YANG MEMERLUKAN PEMELIHARAAN DAN PERLINDUNGAN MENGIKUT PEMANGSA, 2017	104
Table 4.5	: <i>Children In Need of Care and Protection by Perpetrator, 2017</i>	
JADUAL 4.6	: KANAK-KANAK YANG MEMERLUKAN PEMELIHARAAN DAN PERLINDUNGAN MENGIKUT SEBAB PENGANIAYAAN, 2017	105
Table 4.6	: <i>Children In Need of Care and Protection by Cause of Abuse, 2017</i>	
JADUAL 4.7	: KANAK-KANAK YANG MEMERLUKAN PEMELIHARAAN DAN PERLINDUNGAN MENGIKUT JENIS PEKERJAAN PENJAGA, 2017	106
Table 4.7	: <i>Children In Need of Care and Protection by Type of Carer Occupations, 2017</i>	
<b>5. PERMOHONAN PENDAFTARAN PENGANGKATAN DAN PERMOHONAN PENGANGKATAN / CHILD ADOPTION</b>		
JADUAL 5.1	: PERMOHONAN PENDAFTARAN PENGANGKATAN MELALUI JABATAN PENDAFTRAAN NEGARA (JPN) DAN PERMOHONAN PENGANGKATAN MELALUI MAHKAMAH, 2017	108
Table 5.1	: <i>Application for Registration of Adoption through The National Registration Department of Malaysia and Application for Legal Adoption through The Courts, 2017</i>	
<b>6. KANAK-KANAK TIDAK TERKAWAL / CHILDREN BEYOND CONTROL</b>		
JADUAL 6.1	: KANAK-KANAK TIDAK TERKAWAL MENGIKUT NEGERI DAN JANTINA, 2017	110
Table 6.1	: <i>Children Beyond Control by State and Sex, 2017</i>	
JADUAL 6.2	: KANAK-KANAK TIDAK TERKAWAL MENGIKUT KUMPULAN ETNIK DAN JANTINA, 2017	111
Table 6.2	: <i>Children Beyond Control by Ethnic Group and Sex, 2017</i>	
<b>7. PERINTAH KHIDMAT MASYARAKAT (PKM) / COMMUNITY SERVICE ORDER (CSO)</b>		
JADUAL 7.1	: BILANGAN KES BARU PESALAH MUDA MENGIKUT NEGERI DAN JANTINA, 2017	114
Table 7.1	: <i>Cases of Youth Offenders by State and Sex, 2017</i>	
JADUAL 7.2	: BILANGAN KES BARU PESALAH MUDA MENGIKUT KUMPULAN ETNIK DAN JANTINA, 2017	115
Table 7.2	: <i>Cases of Youth Offenders by Ethnic Group and Sex, 2017</i>	
JADUAL 7.3	: BILANGAN KES BARU PESALAH MUDA MENGIKUT JENIS KESALAHAN, KUMPULAN ETNIK DAN JANTINA, 2017	116
Table 7.3	: <i>Cases of Youth Offenders by Type of Offences, Ethnic Group and Sex, 2017</i>	
JADUAL 7.4	: BILANGAN KES BARU PESALAH MUDA MENGIKUT JENIS KESALAHAN, UMUR (18-21), KUMPULAN ETNIK DAN JANTINA, 2017	117

<i>Table 7.4</i>	: <i>Cases of Youth Offenders by Type of Offences, Age Group (18-21) and Sex, 2017</i>	
JADUAL 7.5	: BILANGAN KES BARU PESALAH MUDA MENGIKUT JENIS KESALAHAN, UMUR (21 TAHUN KE ATAS), KUMPULAN ETNIK DAN JANTINA, 2017	118
<i>Table 7.5</i>	: <i>Cases of Youth Offenders by Type of Offences, Age Group (21 and above) and Sex, 2017</i>	
JADUAL 7.6	: BILANGAN KES PESALAH MUDA MENGIKUT PERINGKAT MAHKAMAH, KUMPULAN ETNIK DAN JANTINA, 2017	119
<i>Table 7.6</i>	: <i>Cases of Youth Offenders by Type of Court, Ethnic Group and Sex, 2017</i>	
JADUAL 7.7	: BILANGAN KES PESALAH MUDA BERDASARKAN JENIS HUKUMAN, KUMPULAN ETNIK DAN JANTINA, 2017	120
<i>Table 7.7</i>	: <i>Cases of Youth Offenders by Punitive, Ethnic Group and Sex, 2017</i>	
JADUAL 7.8	: BILANGAN KES PERINTAH KHIDMAT MASYARAKAT YANG MASIH DIKENDALI MENGIKUT NEGERI DAN JANTINA, 2017	121
<i>Table 7.8</i>	: <i>Cases of Community Service Order are Still Handled by State and Sex, 2017</i>	
<b>8. KEGANASAN RUMAHTANGGA / DOMESTIC VIOLENCE</b>		
JADUAL 8.1	: BILANGAN KES KEGANASAN RUMAHTANGGA MENGIKUT NEGERI, 2017	124
<i>Table 8.1</i>	: <i>Cases of Domestic Violence by State and Sex, 2017</i>	
JADUAL 8.2	: KES KEGANASAN RUMAHTANGGA MENGIKUT KUMPULAN ETNIK, 2017	125
<i>Table 8.2</i>	: <i>Cases of Domestic Violence by Ethnic Group, 2017</i>	
JADUAL 8.3	: KES KEGANASAN RUMAHTANGGA MENGIKUT JENIS KEGANASAN, 2017	126
<i>Table 8.3</i>	: <i>Cases of Domestic Violence by Type of Violence, 2017</i>	
JADUAL 8.4	: KES KEGANASAN RUMAHTANGGA MENGIKUT JENIS TINDAKAN, KUMPULAN ETNIK DAN JANTINA, 2017	127
<i>Table 8.4</i>	: <i>Cases of Domestic Violence by Type of Action, Ethnic Group and Sex, 2017</i>	
JADUAL 8.5	: KES KEGANASAN RUMAHTANGGA MENGIKUT SEBAB-SEBAB BERLAKU DAN KUMPULAN ETNIK, 2017	128
<i>Table 8.5</i>	: <i>Cases of Domestic Violence by Causes and Ethnic Group, 2017</i>	
JADUAL 8.6	: KES BARU KEGANASAN RUMAHTANGGA MENGIKUT JENIS PEKERJAAN DAN KUMPULAN ETNIK MANGSA, 2017	129
<i>Table 8.6</i>	: <i>Cases of Domestic Violence by Type of Occupations and Ethnic Group, 2017</i>	
<b>9. ORANG PAPA / DESTITUTE PERSONS</b>		
JADUAL 9.1	: BILANGAN KES ORANG PAPA MENGIKUT NEGERI DAN JANTINA, 2017	132
<i>Table 9.1</i>	: <i>Cases of Destitute Persons by State and Sex, 2017</i>	
JADUAL 9.2	: KES ORANG PAPA MENGIKUT KUMPULAN ETNIK DAN JANTINA, 2017	133
<i>Table 9.2</i>	: <i>Cases of Destitute Persons by Ethnic Group and Sex, 2017</i>	
JADUAL 9.3	: KES ORANG PAPA MENGIKUT KATEGORI DAN JANTINA, 2017	134
<i>Table 9.3</i>	: <i>Cases of Destitute Persons by Category and Sex, 2017</i>	
JADUAL 9.4	: KES ORANG PAPA MENGIKUT KUMPULAN UMUR, KUMPULAN ETNIK DAN JANTINA, 2017	135
<i>Table 9.4</i>	: <i>Cases of Destitute Persons by Age Group, Ethnic Group and Sex, 2017</i>	
JADUAL 9.5	: BILANGAN OPERASI MENGIKUT NEGERI, 2017	136
<i>Table 9.5</i>	: <i>Number of Operation by States, 2017</i>	
<b>10. ORANG KURANG UPAYA (OKU) / PERSONS WITH DISABILITIES (PWD's)</b>		
JADUAL 10.1	: PENDAFTARAN ORANG KURANG UPAYA MENGIKUT NEGERI, 2017	138
<i>Table 10.1</i>	: <i>Registration of Persons With Disabilities by State, 2017</i>	

JADUAL 10.2	: PENDAFTARAN ORANG KURANG UPAYA MENGIKUT KUMPULAN ETNIK, 2017	139
<i>Table 10.2</i>	: <i>Registration of Persons With Disabilities by Ethnic Group, 2017</i>	
JADUAL 10.3	: PENDAFTARAN ORANG KURANG UPAYA MENGIKUT KATEGORI KETIDAKUPAYAAN, 2017	140
<i>Table 10.3</i>	: <i>Registration of PWD's by Category of Disabilities, 2017</i>	
JADUAL 10.4	: PENDAFTARAN ORANG KURANG UPAYA MENGIKUT KUMPULAN UMUR DAN KATEGORI KETIDAKUPAYAAN, 2017	141
<i>Table 10.4</i>	: <i>Registration of PWD's by Category of Disabilities and Age Group, 2017</i>	
JADUAL 10.5	: BILANGAN OKU BARU BERDAFTAR MENGIKUT KATEGORI KETIDAKUPAYAAN, KUMPULAN ETNIK DAN NEGERI, 2017	142
<i>Table 10.5</i>	: <i>Number of New Registration of PWD's by Category of Disabilities, Ethnic Group and State, 2017</i>	
JADUAL 10.5	: BILANGAN OKU BARU BERDAFTAR MENGIKUT KATEGORI KETIDAKUPAYAAN, KUMPULAN ETNIK DAN NEGERI, 2017	143
	(samb.)	
<i>Table 10.5</i>	: <i>Number of New Registration of PWD's by Category of Disabilities, Ethnic Group and State, 2017 (cont.)</i>	
JADUAL 10.5	: BILANGAN OKU BARU BERDAFTAR MENGIKUT KATEGORI KETIDAKUPAYAAN, KUMPULAN ETNIK DAN NEGERI, 2017	144
	(samb.)	
<i>Table 10.5</i>	: <i>Number of New Registration of PWD's by Category of Disabilities, Ethnic Group and State, 2017 (cont.)</i>	
<b>11. PROGRAM PEMULIHAN DALAM KOMUNITI (PDK) / COMMUNITY BASED REHABILITATION PROGRAMME (CBR)</b>		
JADUAL 11.1	: BILANGAN PROGRAM PEMULIHAN DALAM KOMUNITI MENGIKUT NEGERI, PEKERJA DAN PELATIH, 2017	148
<i>Table 11.1</i>	: <i>Number of CBR by State, Workers and Trainees, 2017</i>	
<b>12. PERKHIDMATAN KAUNSELING / COUNSELLING SERVICES</b>		
JADUAL 12.1	: BILANGAN DAFTAR KES BENGKEL INTERAKTIF YANG DIRUJUK MENGIKUT SEKSYEN, JANTINA DAN ETNIK, 2017	150
<i>Table 12.1</i>	: <i>Number of Cases Referred Interactive Workshop Register by Section, Sex and State, 2017</i>	
JADUAL 12.2	: BILANGAN KES BARU BENGKEL INTERAKTIF YANG DIRUJUK MENGIKUT JENIS KESALAHAN, JANTINA DAN ETNIK, 2017	151
<i>Table 12.2</i>	: <i>Number of New Cases Referred Interactive Workshop Register by Type of Offences, Sex and Ethnic, 2017</i>	
JADUAL 12.3	: PERKHIDMATAN KAUNSELING DAN PSIKOLOGI KOMUNITI MENGIKUT JENIS PERKHIDMATAN, BILANGAN KES DAN BILANGAN SESI, 2017	152
<i>Table 12.3</i>	: <i>Community Counselling and Psychology Services by Types of Services, Number of Cases and Sessions, 2017</i>	
JADUAL 12.4	: PERKHIDMATAN KAUNSELING DAN PSIKOLOGI ORGANISASI MENGIKUT JENIS PERKHIDMATAN, BILANGAN KES DAN BILANGAN SESI, 2017	153
<i>Table 12.4</i>	: <i>Organizational Counselling Services and Psychology Services by Types of Services, Number of Cases and Session, 2017</i>	
<b>13. TAMAN ASUHAN KANAK-KANAK (TASKA) / CHILD CARE CENTRE</b>		
JADUAL 13.1	: BILANGAN TASKA BERDAFTAR, BILANGAN PENGASUH DAN BILANGAN KANAK-KANAK YANG BERDAFTAR MENGIKUT NEGERI, 2017	156
<i>Table 13.1</i>	: <i>Number of Registered Child Care Centre, Child Care Provider and Number of Children by State, 2017</i>	
<b>14. PUSAT JAGAAN / CARE CENTRES</b>		
JADUAL 14.1	: BILANGAN PUSAT JAGAAN BERDAFTAR, BILANGAN PENJAGA DAN BILANGAN PENGHUNI MENGIKUT NEGERI DAN KATEGORI, 2017	158
<i>Table 14.1</i>	: <i>Number of Registered Care Centres, Number of Carer and Residents by State and Category, 2017</i>	

<b>15. GERAN KEPADA PERTUBUHAN SUKARELA KEBAJIKAN (PSK) / GRANT TO VOLUNTARY WELFARE ORGANISATIONS</b>		
JADUAL 15.1	: BILANGAN PERTUBUHAN SUKARELA KEBAJIKAN YANG MENERIMA GERAN BANTUAN MENGIKUT NEGERI, 2017	160
Table 15.1	: <i>Number of Grants to Voluntary Welfare Organisations by State, 2017</i>	
JADUAL 15.2	: BILANGAN PERTUBUHAN SUKARELA KEBAJIKAN YANG MENERIMA GERAN BANTUAN MENGIKUT KUMPULAN SASAR PERKHIDMATAN, 2017	161
Table 15.2	: <i>Number of Grants to Voluntary Welfare Organisations by Target Groups, 2017</i>	
<b>BAHAGIAN C : PERKHIDMATAN INSTITUSI / INSTITUTIONAL SERVICES</b>		
JADUAL 1	: BILANGAN PENGHUNI/PELATIH MENGIKUT INSTITUSI DAN JANTINA, 2017	164
Table 1	: <i>Number of Inmates/Trainees by Institution and Sex, 2017</i>	
JADUAL 2	: BILANGAN PENGHUNI/PELATIH MENGIKUT INSTITUSI DAN ETNIK, 2017	165
Table 2	: <i>Number of Inmates/Trainees by Institution and Ethnic, 2017</i>	
<b>1. ASRAMA AKHLAK / PROBATION HOSTEL / PROBATION HOTEL</b>		
JADUAL 1.1	: BILANGAN PENGHUNI ASRAMA AKHLAK MENGIKUT INSTITUSI DAN JANTINA, 2017	168
Table 1.1	: <i>Number of Probation Hostel Probationers by Institution and Sex, 2017</i>	
JADUAL 1.2	: BILANGAN PENGHUNI ASRAMA AKHLAK MENGIKUT KUMPULAN ETNIK DAN JANTINA, 2017	169
Table 1.2	: <i>Number of Probation Hostel Probationers by Ethnic Group and Sex, 2017</i>	
JADUAL 1.3	: BILANGAN PENGHUNI ASRAMA AKHLAK MENGIKUT KUMPULAN UMUR DAN JANTINA 2017	170
Table 1.3	: <i>Number of Probation Hostel Probationers by Ethnic, Group and Sex 2017</i>	
JADUAL 1.4	: BILANGAN KEMASUKAN PENGHUNI ASRAMA AKHLAK MENGIKUT KUMPULAN UMUR DAN JANTINA 2017	171
Table 1.4	: <i>Number of Admission of Probation Hostel Probationers by Ethnic, Group and Sex 2017</i>	
JADUAL 1.5	: BILANGAN KELUARAN PENGHUNI ASRAMA AKHLAK MENGIKUT KUMPULAN UMUR DAN JANTINA 2017	172
Table 1.5	: <i>Number of Release of Probation Hostel Probationers by Ethnic, Group and Sex 2017</i>	
<b>2. SEKOLAH TUNAS BAKTI (STB) / APPROVED SCHOOL</b>		
JADUAL 2.1	: BILANGAN PENGHUNI STB MENGIKUT INSTITUSI DAN JANTINA, 2017	174
Table 2.1	: <i>Number of STB Inmates by Institution and Sex, 2017</i>	
JADUAL 2.2	: BILANGAN PENGHUNI STB MENGIKUT KUMPULAN ETNIK DAN JANTINA , 2017	175
Table 2.2	: <i>Number of STB Inmates by Ethnic Group and Sex, 2017</i>	
JADUAL 2.3	: BILANGAN KEMASUKAN PENGHUNI STB MENGIKUT KUMPULAN ETNIK DAN JANTINA , 2017	176
Table 2.3	: <i>Number of Admission of STB Inmates by Ethnic Group and Sex, 2017</i>	
JADUAL 2.4	: BILANGAN KELUARAN PENGHUNI STB MENGIKUT KUMPULAN ETNIK DAN JANTINA , 2017	177
Table 2.4	: <i>Number of Release of STB Inmates by Ethnic Group and Sex, 2017</i>	
<b>3. TAMAN SERI PUTERI (TSP) / PLACES OF REFUGEES</b>		
JADUAL 3.1	: BILANGAN PENGHUNI TSP MENGIKUT INSTITUSI DAN JANTINA, 2017	180
Table 3.1	: <i>Number of TSP Inmates by Institution and Sex, 2017</i>	
JADUAL 3.2	: BILANGAN PENGHUNI TSP MENGIKUT KUMPULAN ETNIK DAN JANTINA, 2017	180
Table 3.2	: <i>Number of TSP Inmates by Ethnic Group and Sex, 2017</i>	

JADUAL 3.3	: BILANGAN KEMASUKAN PENGHUNI TSP MENGIKUT KUMPULAN ETNIK DAN JANTINA, 2017	181
<i>Table 3.3</i>	: <i>Number of Admission of TSP Inmates by Ethnic Group and Sex, 2017</i>	
JADUAL 3.4	: BILANGAN KELUARAN PENGHUNI TSP MENGIKUT KUMPULAN ETNIK DAN JANTINA, 2017	181
<i>Table 3.3</i>	: <i>Number of Release of TSP Inmates by Ethnic Group and Sex, 2017</i>	
<b>4. TAMAN SINAR HARAPAN (TSH) / TAMAN SINAR HARAPAN (TSH)</b>		
JADUAL 4.1	: BILANGAN PENGHUNI TSH MENGIKUT INSTITUSI DAN JANTINA, 2017	184
<i>Table 4.1</i>	: <i>Number of TSH Residents by Institution and Sex, 2017</i>	
JADUAL 4.2	: BILANGAN PENGHUNI TSH MENGIKUT KUMPULAN ETNIK DAN JANTINA, 2017	184
<i>Table 4.2</i>	: <i>Number of TSH Residents by Ethnic Group and Sex, 2017</i>	
JADUAL 4.3	: BILANGAN KEMASUKAN PENGHUNI TSH MENGIKUT KUMPULAN ETNIK DAN JANTINA, 2017	185
<i>Table 4.3</i>	: <i>Number of Admission of TSH Residents by Ethnic Group and Sex, 2017</i>	
JADUAL 4.4	: BILANGAN KELUARAN PENGHUNI TSH MENGIKUT KUMPULAN ETNIK DAN JANTINA, 2017	186
<i>Table 4.4</i>	: <i>Number of Release of TSH Residents by Ethnic Group and Sex, 2017</i>	
<b>5. PUSAT LATIHAN PERINDUSTRIAN DAN PEMULIHAN (PLPP) / PUSAT LATIHAN PERINDUSTRIAN DAN PEMULIHAN (PLPP)</b>		
JADUAL 5.1	: BILANGAN PELATIH PLPP MENGIKUT JANTINA, 2017	188
<i>Table 5.1</i>	: <i>Number of PLPP Trainees by Sex, 2017</i>	
JADUAL 5.2	: BILANGAN PELATIH PLPP MENGIKUT KUMPULAN ETNIK DAN JANTINA, 2017	188
<i>Table 5.2</i>	: <i>Number of PLPP Trainees by Ethnic Group and Sex, 2017</i>	
JADUAL 5.3	: BILANGAN KEMASUKAN DAN TAMAT LATIHAN PELATIH PLPP MENGIKUT KUMPULAN ETNIK DAN JANTINA	188
<i>Table 5.3</i>	: <i>Number of Admission and Completed Training of PLPP Trainees by Ethnic Group and Sex</i>	
<b>6. BENGKEL TERLINDUNG (BD) / SHELTERED WORKSHOP</b>		
JADUAL 6.1	: BILANGAN PENGHUNI BENGKEL TERLINDUNG MENGIKUT INSTITUSI DAN JANTINA, 2017	190
<i>Table 6.1</i>	: <i>Number of Sheltered Workshop Residents by Institution and Sex, 2017</i>	
JADUAL 6.2	: BILANGAN PENGHUNI BENGKEL TERLINDUNG MENGIKUT KUMPULAN ETNIK DAN JANTINA, 2017	190
<i>Table 6.2</i>	: <i>Number of Sheltered Workshop Residents by Ethnic Group and Sex, 2017</i>	
JADUAL 6.3	: BILANGAN KEMASUKAN PENGHUNI BENGKEL TERLINDUNG MENGIKUT KUMPULAN ETNIK DAN JANTINA, 2017	191
<i>Table 6.3</i>	: <i>Number of Admission of Sheltered Workshop Residents by Ethnic Group and Sex, 2017</i>	
JADUAL 6.4	: BILANGAN KELUARAN PENGHUNI BENGKEL TERLINDUNG MENGIKUT KUMPULAN ETNIK DAN JANTINA, 2017	191
<i>Table 6.4</i>	: <i>Number of Release of Sheltered Workshop Residents by Ethnic Group and Sex, 2017</i>	
<b>7. DESA BINA DIRI (DBD) / DESA BINA DIRI (DBD)</b>		
JADUAL 7.1	: BILANGAN PENGHUNI DESA BINA DIRI MENGIKUT INSTITUSI DAN JANTINA, 2017	192
<i>Table 7.1</i>	: <i>Number of DBD Residents by Institution and Sex, 2017</i>	194
JADUAL 7.2	: BILANGAN PENGHUNI DESA BINA DIRI MENGIKUT KUMPULAN ETNIK DAN JANTINA, 2017	194
<i>Table 7.2</i>	: <i>Number of DBD Residents by Ethnic Group and Sex, 2017</i>	
JADUAL 7.3	: BILANGAN KEMASUKAN PENGHUNI DESA BINA DIRI MENGIKUT KUMPULAN ETNIK DAN JANTINA, 2017	195
<i>Table 7.3</i>	: <i>Number of Admission of DBD Residents by Ethnic Group and Sex, 2014</i>	

JADUAL 7.4	: BILANGAN KELUARAN PENGHUNI DESA BINA DIRI MENGIKUT KUMPULAN ETNIK DAN JANTINA, 2017	196
<i>Table 7.4</i>	: <i>Number of Release of DBD Residents by Ethnic Group and Sex, 2017</i>	
<b>8. RUMAH KANAK-KANAK (RKK) / CHILDREN'S HOME</b>		
JADUAL 8.1	: BILANGAN PENGHUNI RKK MENGIKUT INSTITUSI DAN JANTINA, 2017	198
<i>Table 8.1</i>	: <i>Number Of Children's Home Inmate by Institution and Sex, 2017</i>	
JADUAL 8.2	: BILANGAN PENGHUNI RKK MENGIKUT KUMPULAN ETNIK DAN JANTINA, 2017	199
<i>Table 8.2</i>	: <i>Number Of Children's Home Inmate by Ethnic Group and Sex, 2017</i>	
JADUAL 8.3	: BILANGAN KEMASUKAN PENGHUNI RKK MENGIKUT KUMPULAN ETNIK DAN JANTINA, 2017	200
<i>Table 8.3</i>	: <i>Number of Admission of RKK Inmates by Ethnic Group and Sex, 2017</i>	
JADUAL 8.4	: BILANGAN KELUARAN PENGHUNI RKK MENGIKUT KUMPULAN ETNIK DAN JANTINA, 2017	201
<i>Table 8.4</i>	: <i>Number of Release of RKK Inmates by Ethnic Group and Sex, 2017</i>	
<b>9. RUMAH SERI KENANGAN (RSK) / RUMAH SERI KENANGAN (RSK)</b>		
JADUAL 9.1	: BILANGAN PENGHUNI RSK MENGIKUT INSTITUSI DAN JANTINA, 2017	204
<i>Table 9.1</i>	: <i>Number of RSK Residents by Institution and Sex, 2017</i>	
JADUAL 9.2	: BILANGAN PENGHUNI RSK MENGIKUT KUMPULAN ETNIK DAN JANTINA, 2017	205
<i>Table 9.2</i>	: <i>Number of RSK Residents by Ethnic Group and Sex, 2017</i>	
JADUAL 9.3	: BILANGAN KEMASUKAN PENGHUNI RSK MENGIKUT KUMPULAN ETNIK DAN JANTINA, 2017	206
<i>Table 9.3</i>	: <i>Number of Admission of RSK Residents by Ethnic Group and Sex, 2017</i>	
JADUAL 9.4	: BILANGAN KELUARAN PENGHUNI RSK MENGIKUT KUMPULAN ETNIK DAN JANTINA, 2017	207
<i>Table 9.4</i>	: <i>Number of Release of RSK Residents by Ethnic Group and Sex, 2017</i>	
<b>10. RUMAH EHSAN (RE) / RUMAH EHSAN (RE)</b>		
JADUAL 10.1	: BILANGAN PENGHUNI RUMAH EHSAN MENGIKUT INSTITUSI DAN JANTINA, 2017	210
<i>Table 10.1</i>	: <i>Number of RE Residents by Institution and Sex, 2017</i>	
JADUAL 10.2	: BILANGAN PENGHUNI RUMAH EHSAN MENGIKUT KUMPULAN ETNIK DAN JANTINA, 2017	210
<i>Table 10.2</i>	: <i>Number of RE Residents by Ethnic Group and Sex, 2017</i>	
JADUAL 10.3	: BILANGAN KEMASUKAN PENGHUNI RUMAH EHSAN MENGIKUT KUMPULAN ETNIK DAN JANTINA, 2017	211
<i>Table 10.3</i>	: <i>Number of Admission of RE Residents by Ethnic Group and Sex, 2017</i>	
JADUAL 10.4	: BILANGAN KELUARAN PENGHUNI RUMAH EHSAN MENGIKUT KUMPULAN ETNIK DAN JANTINA, 2017	211
<i>Table 10.3</i>	: <i>Number of Release of RE Residents by Ethnic Group and Sex, 2017</i>	

**SIMBOL DAN SINGKATAN / SYMBOLS AND ABBREVIATION**

(a)	Semenanjung Malaysia / <i>Peninsular Malaysia</i>	GP	Geran Pelancaran / <i>Launching Grants</i>
(b)	Semenanjung Malaysia dan Sabah / <i>Peninsular Malaysia and Sabah</i>	L	Lelaki / <i>Male</i>
(c)	Semenanjung Malaysia dan Sarawak / <i>Peninsular Malaysia and Sarawak</i>	M	Melayu / <i>Malay</i>
AA	Asrama Akhlak / <i>Probation Hostel</i>	P	Perempuan / <i>Female</i>
AT	Alat Tiruan/Sokongan / <i>Financial Assistance of Artificial / Assistive Devices</i>	PLPP	Pusat Latihan Perindustrian Dan Pemulihan / <i>Pusat Latihan Perindustrian Dan Pemulihan</i>
BA	Bantuan Am / <i>Public Assistance</i>	PSb	Peribumi Sabah / <i>Sabah Native</i>
BAP	Bantuan Anak Pelihara / <i>Financial Assistance for Foster Children</i>	PSm	Peribumi Semenanjung / <i>Peninsular Native</i>
BD	Bengkel Terlindung / <i>Sheltered Workshop</i>	PSw	Peribumi Sarawak / <i>Sarawak Native</i>
BKK	Bantuan Kanak- Kanak / <i>Financial Assistance for Children</i>	RE	Rumah Ehsan / <i>Rumah Ehsan</i>
BOT	Bantuan Orang Tua / <i>Financial Assistance for Older Person</i>	RKK	Rumah Kanak-Kanak / <i>Children's Home</i>
BPT	Bantuan OKU Terlantar/ Pesakit Kronik Terlantar / <i>Financial Assistance for Carers of The Bed-Ridden and Chronically Ill</i>	RM	Ringgit Malaysia / <i>Ringgit Malaysia</i>
BTB	Bantuan OKU Tidak Berupaya Bekerja / <i>Financial Assistance for PWD's Incapable of Work</i>	RSK	Rumah Seri Kenangan / <i>Rumah Seri Kenangan</i>
C	Cina / <i>Chinese</i>	STB	Sekolah Tunas Bakti / <i>Approved School</i>
DBD	Desa Bina Diri / <i>Desa Bina Diri</i>	TSH	Taman Sinar Harapan / <i>Taman Sinar Harapan</i>
EPC	Elaun Pekerja Cacat / <i>Allowance for Disabled Workers</i>	TSP	Taman Seri Puteri / <i>Place of Refuge</i>

**Jumlah angka-angka komponen mungkin tidak bersamaan dengan angka jumlah kecil atau jumlah besar disebabkan pembundaran.**  
*The sum of the components may not add up to the small total and grand total due to rounding.*

**Nama agensi yang membekalkan data ditunjukkan di bawah setiap jadual kecuali yang mana Jabatan Kebajikan Masyarakat adalah sumber tunggal data itu.**  
*Name of the agency who supply the data are shown below each of the table except for which the Department of Social Welfare were the sole resources.*

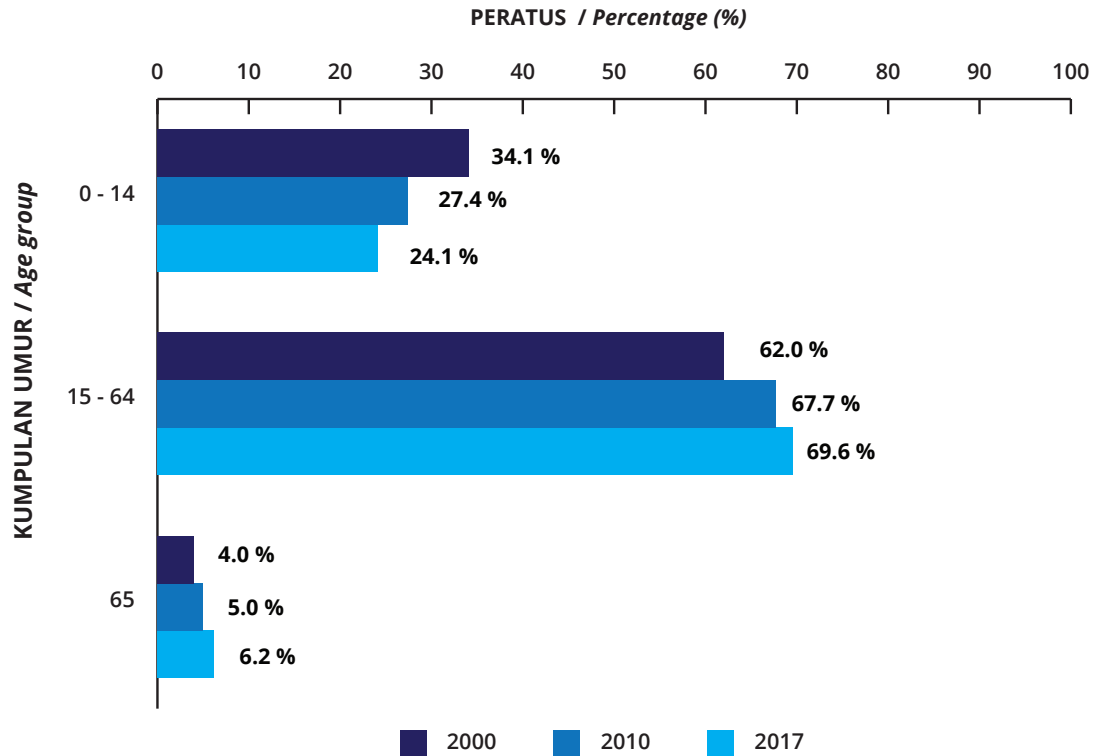
**SENARAI CARTA**  
*CHART LIST*

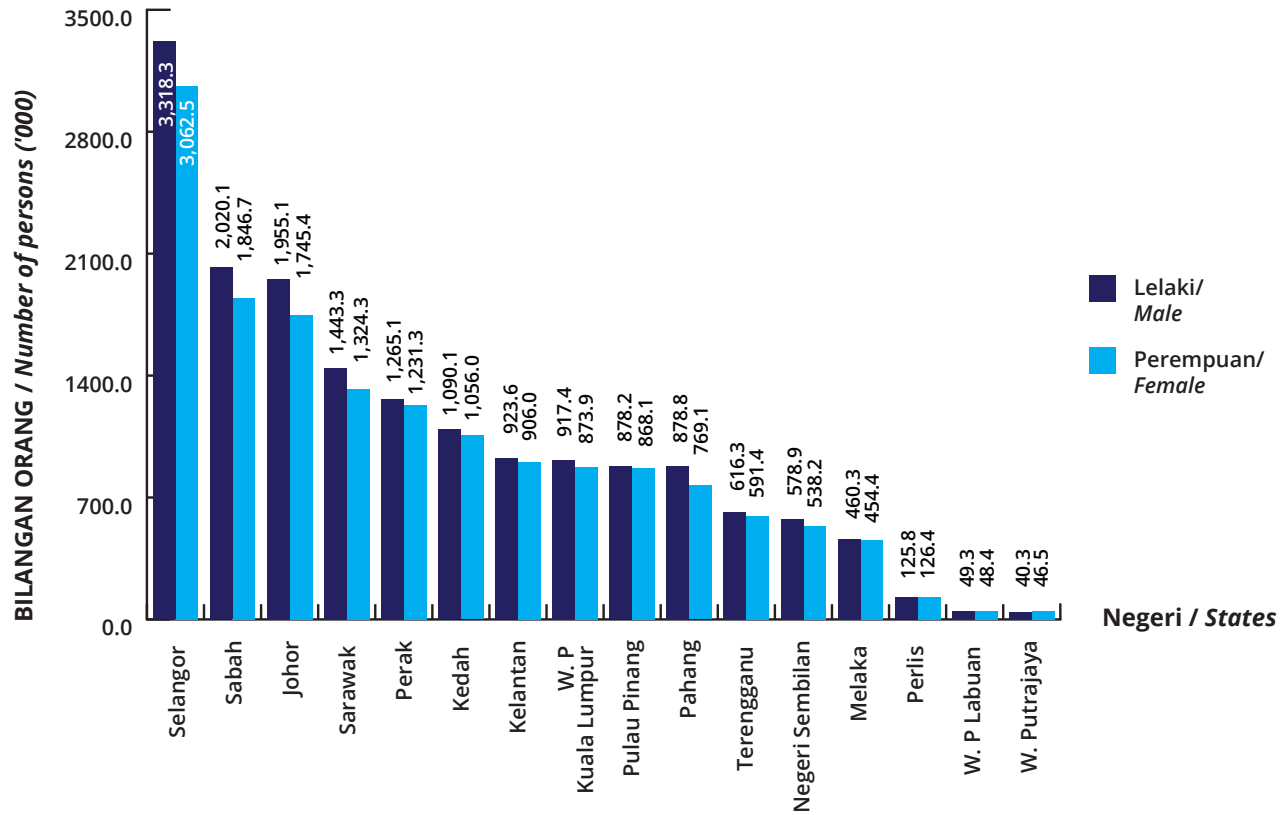
**L A P O R A N**  
**S T A T I S T I K**

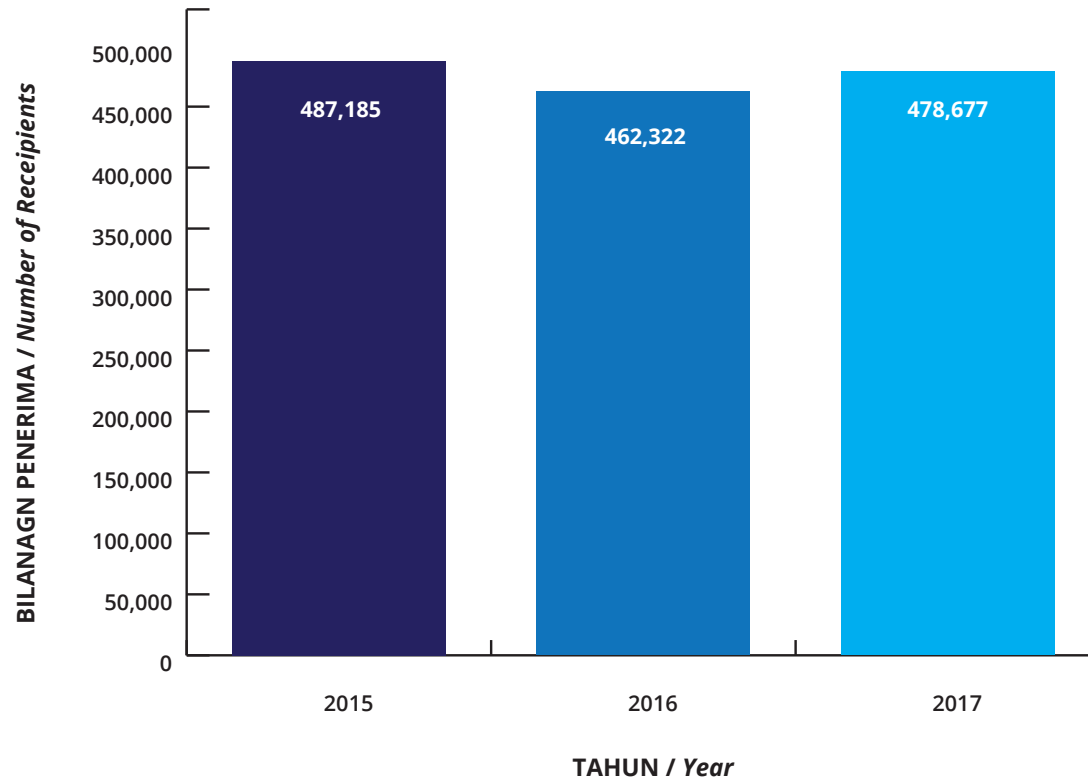
**2017**

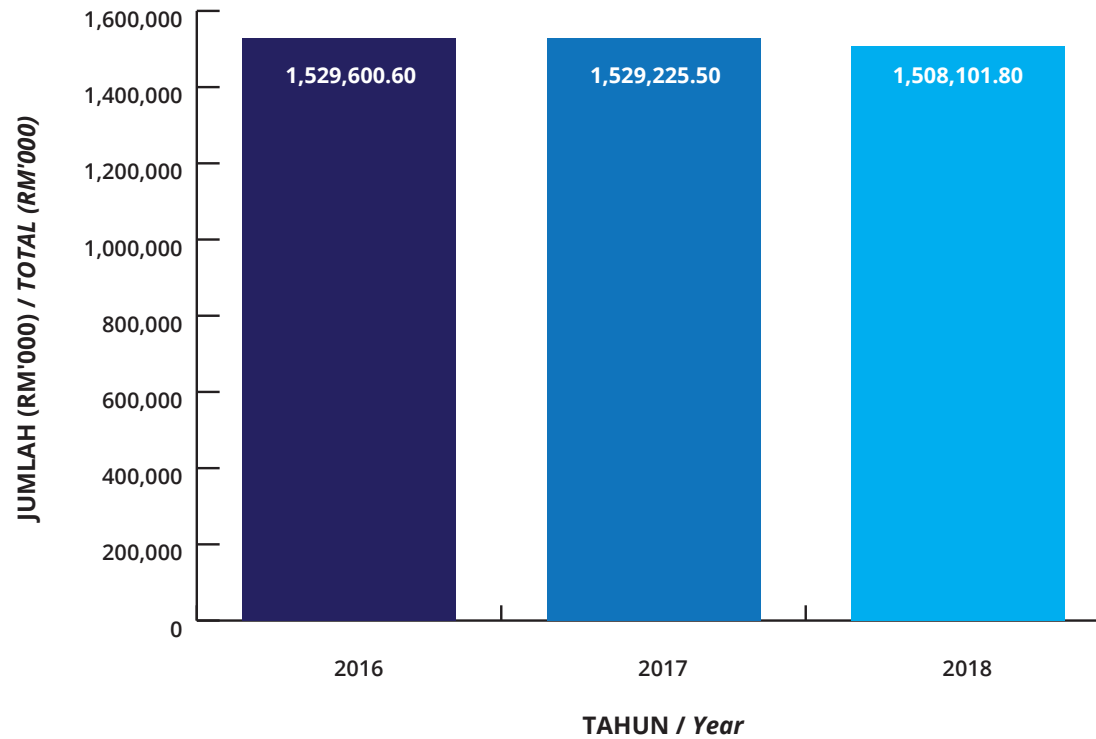
JABATAN KEBAJIKAN MASYARAKAT

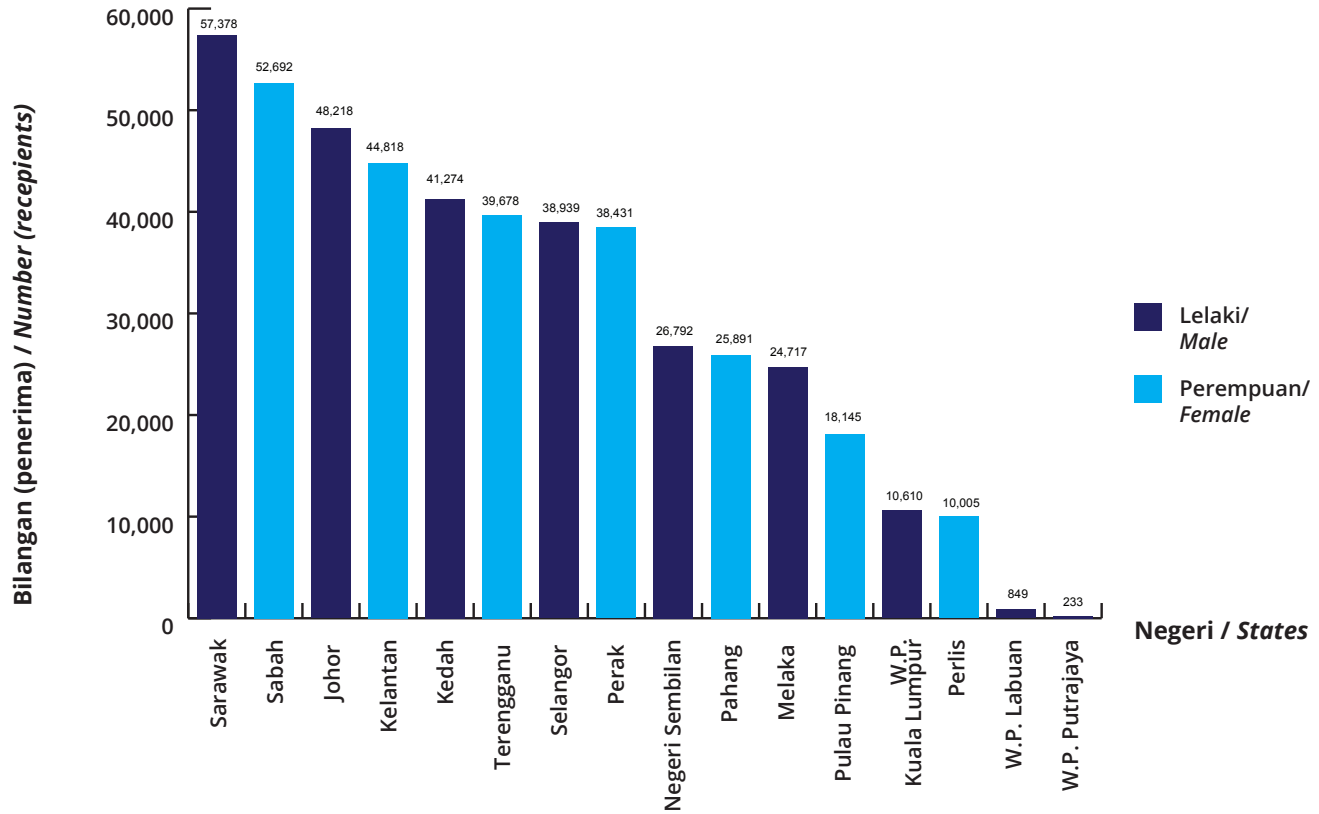


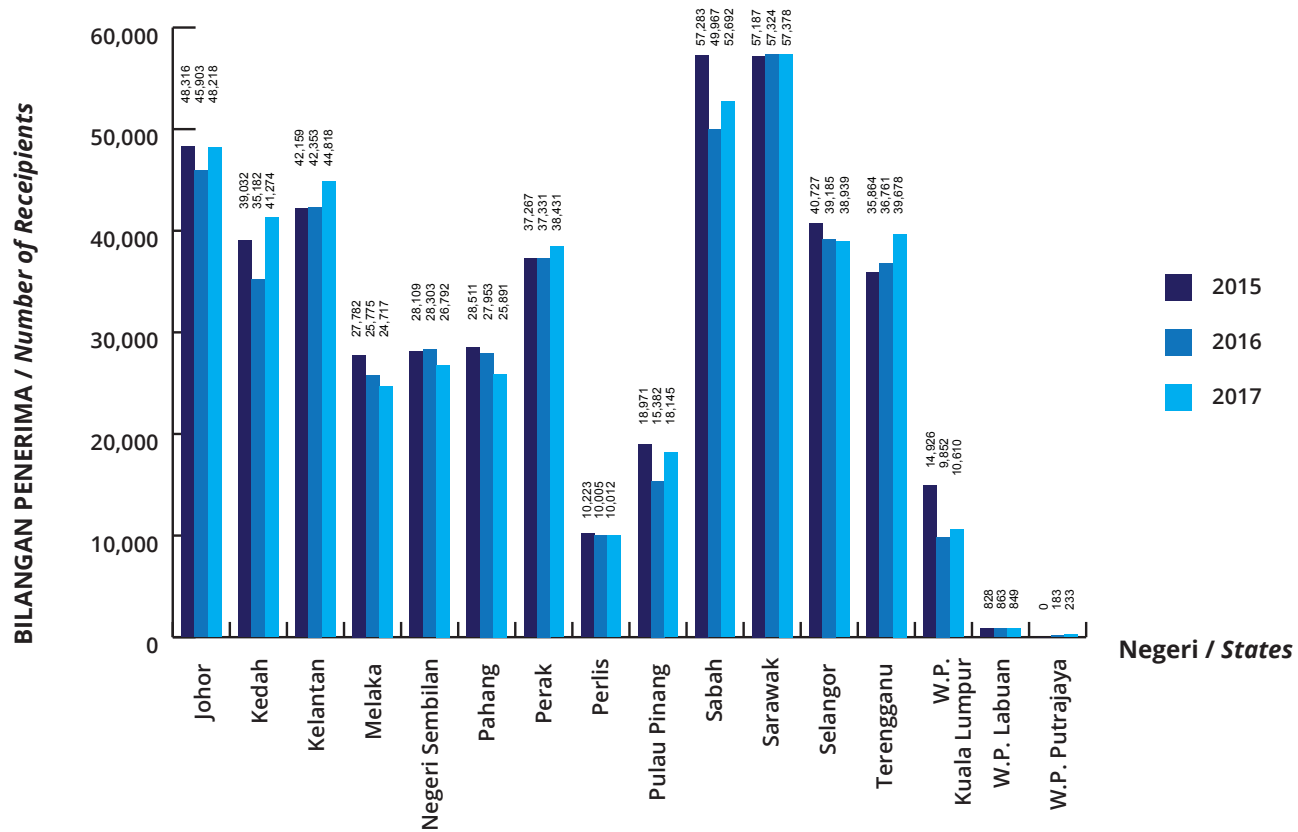
**CARTA 1 : JUMLAH PENDUDUK MENGIKUT KUMPULAN UMUR BAGI TAHUN 2000, 2010 & 2017***Chart 1: Population by Age Group for Year 2000, 2010 & 2017*

**CARTA 2 : JUMLAH PENDUDUK MENGIKUT JANTINA DAN NEGERI BAGI TAHUN 2017***Chart 1: Population by Sex and State, 2017*

**CARTA 3 : PENERIMA BANTUAN KEWANGAN, 2015 - 2017***Chart 3 : Recipients of Financial Assistance, 2015 - 2017*

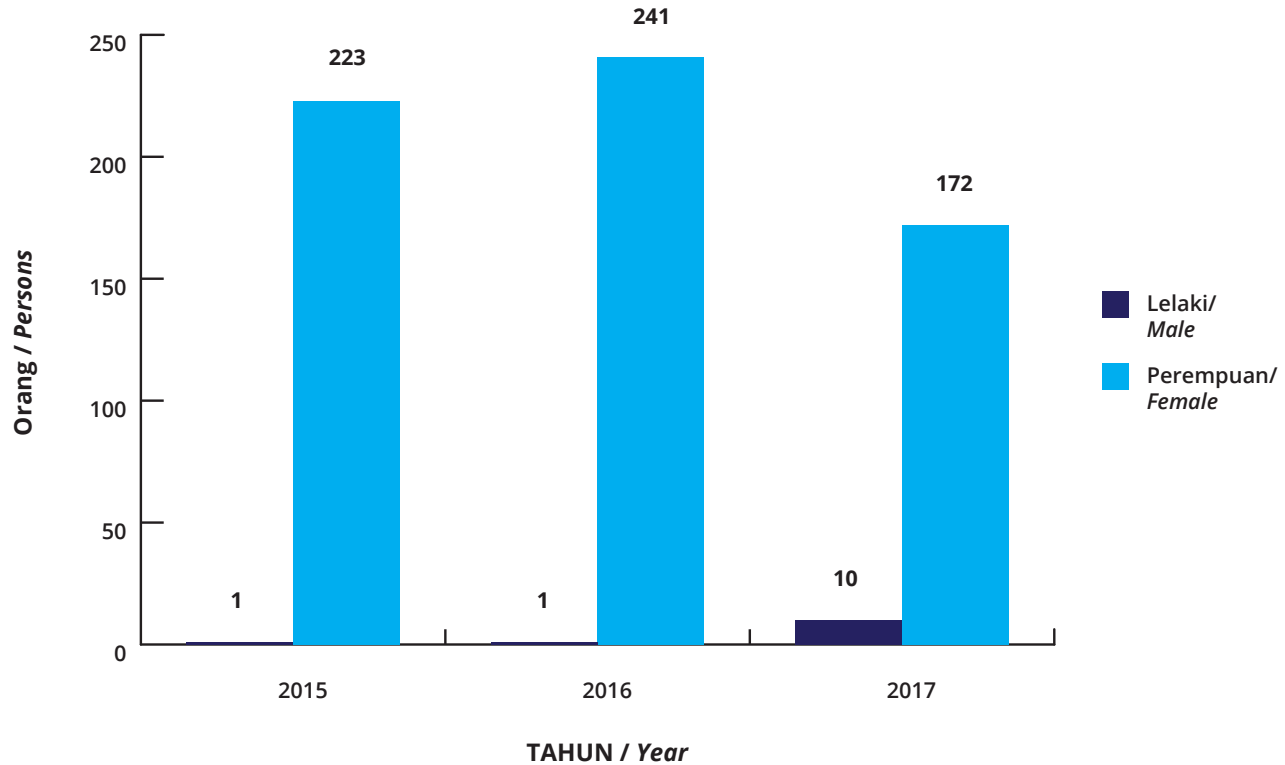
**CARTA 4 : JUMLAH (RM'000) BANTUAN KEWANGAN, 2015 - 2017***Chart 4 : Total (RM'000) of Financial Assistance, 2015 - 2017*

**CARTA 5 : PENERIMA BANTUAN KEWANGAN MENGIKUT NEGERI, 2017***Chart 5 : Recipients of Financial Assistance by State, 2017*

**CARTA 6 : PENERIMA BANTUAN KEWANGAN MENGIKUT NEGERI, TAHUN 2015 - 2017***Chart 6 : Recipients of Financial Assistance by State, 2015 - 2017*

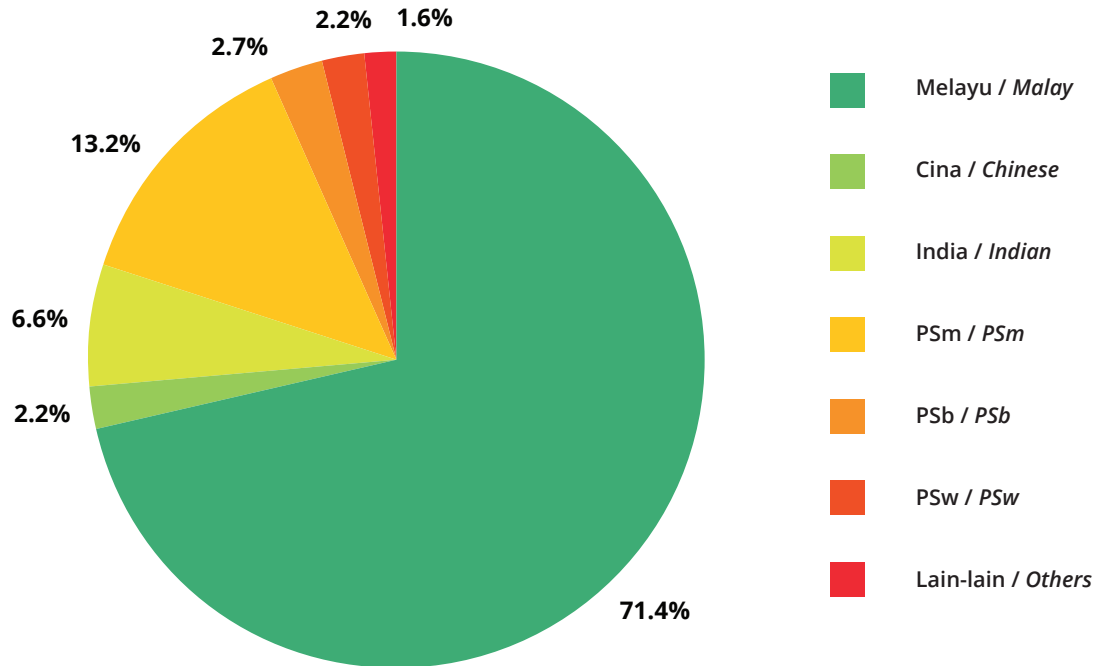
### CARTA 7 : KANAK-KANAK YANG MEMERLUKAN PERLINDUNGAN DAN PEMULIHAN MENGIKUT JANTINA, 2015-2017

*Chart 7: Children In Need of Protection and Rehabilitation by Sex, 2015-2017*



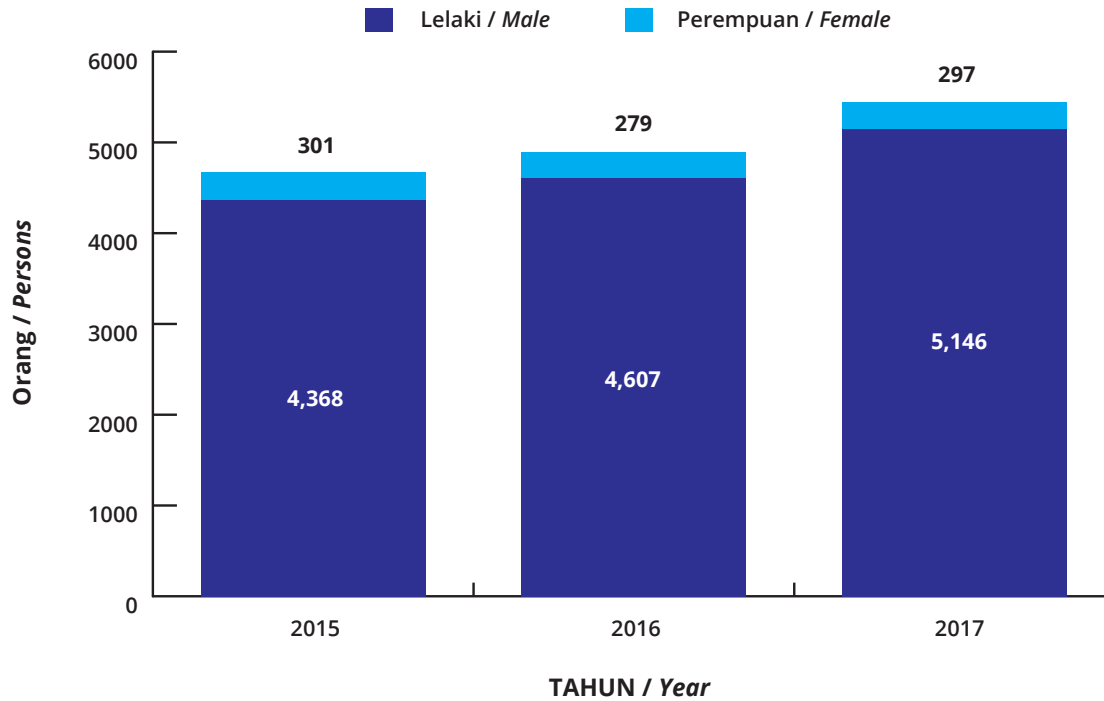
### CARTA 8 : PERATUSAN KANAK-KANAK YANG MEMERLUKAN PERLINDUNGAN DAN PEMULIHAN MENGIKUT ETNIK, 2017

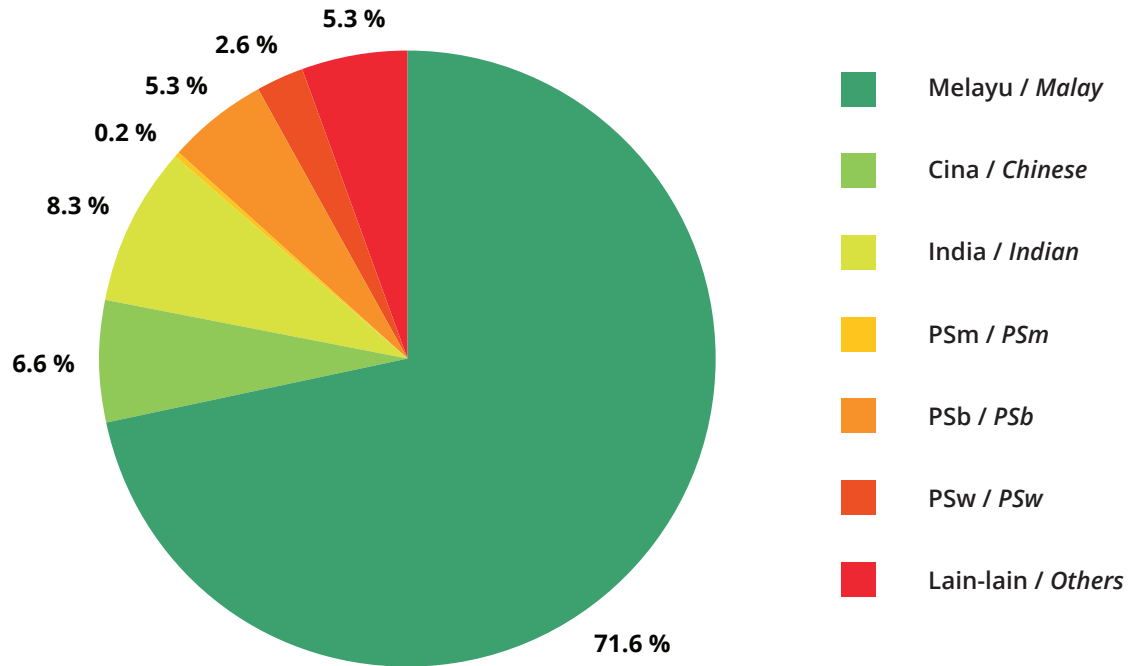
Chart 8: Percentage of Children In Need of Protection and Rehabilitation by Ethnic 2017





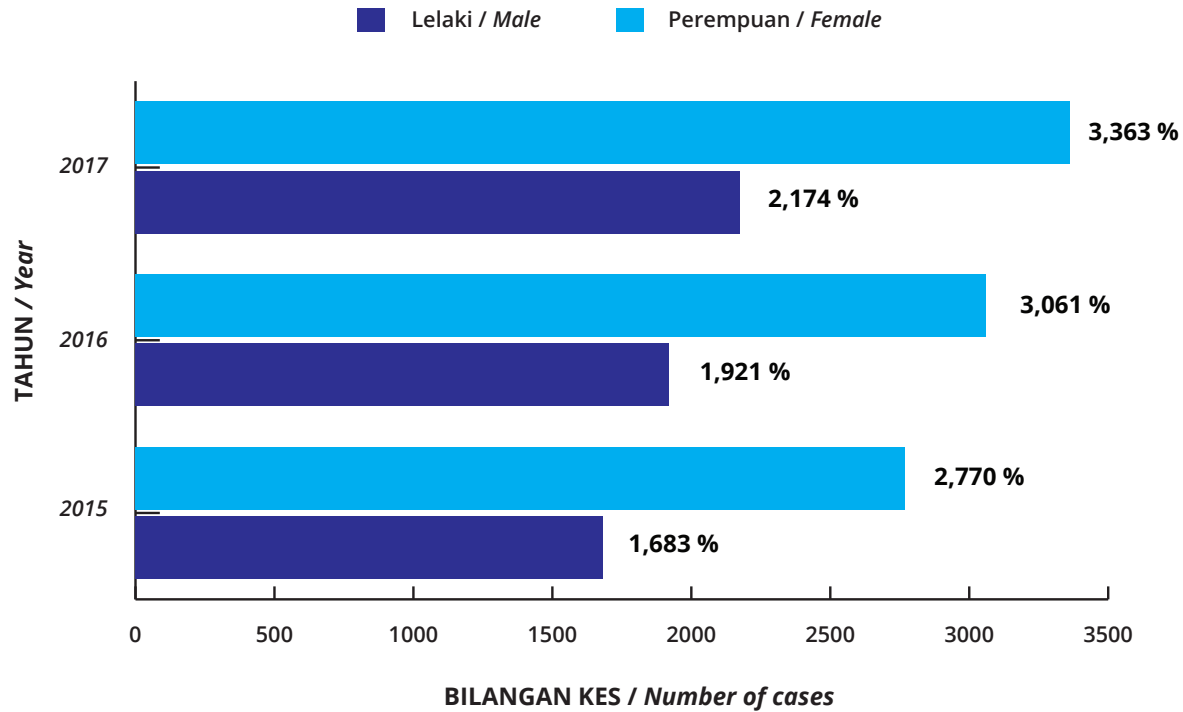
**CARTA 9 : KANAK-KANAK TERLIBAT DENGAN JENAYAH MENGIKUT JANTINA, 2015-2017**  
*Chart 9: Children Involved In Crime by Sex, 2015-2017*



**CARTA 10 : PERATUSAN KANAK-KANAK TERLIBAT DENGAN JENAYAH MENGIKUT KUMPULAN ETNIK, 2017***Chart 10: Percentage of Children Involved In Crime by Ethnic Group, 2017*

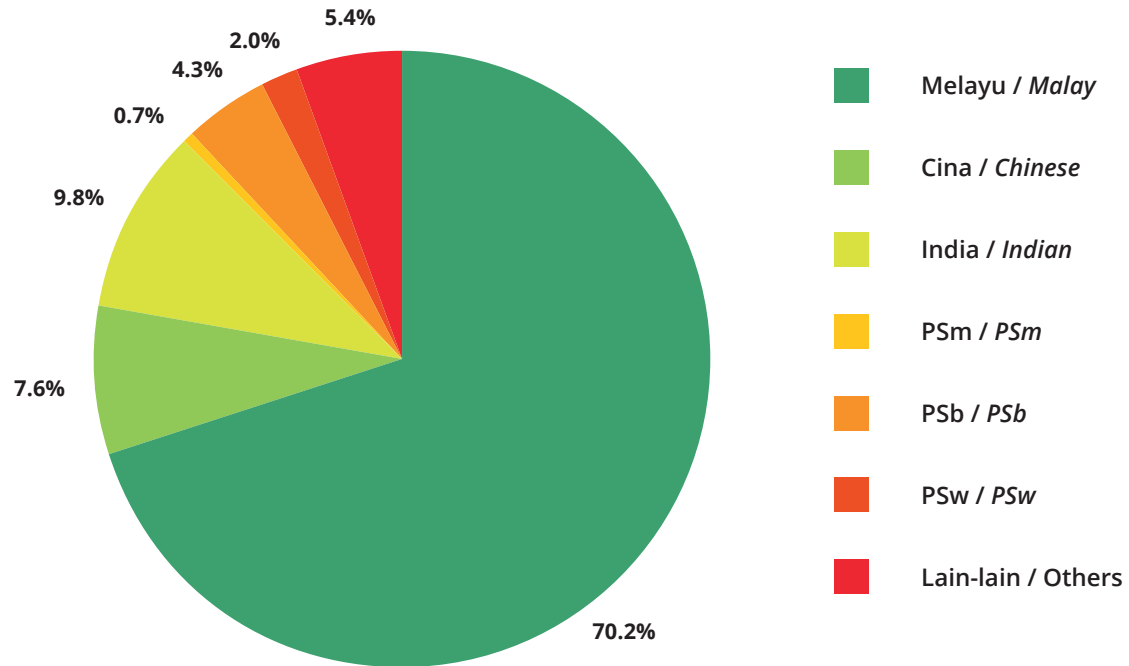
### CARTA 11 : KANAK-KANAK YANG MEMERLUKAN PEMELIHARAAN DAN PERLINDUNGAN MENGIKUT JANTINA, 2015-2017

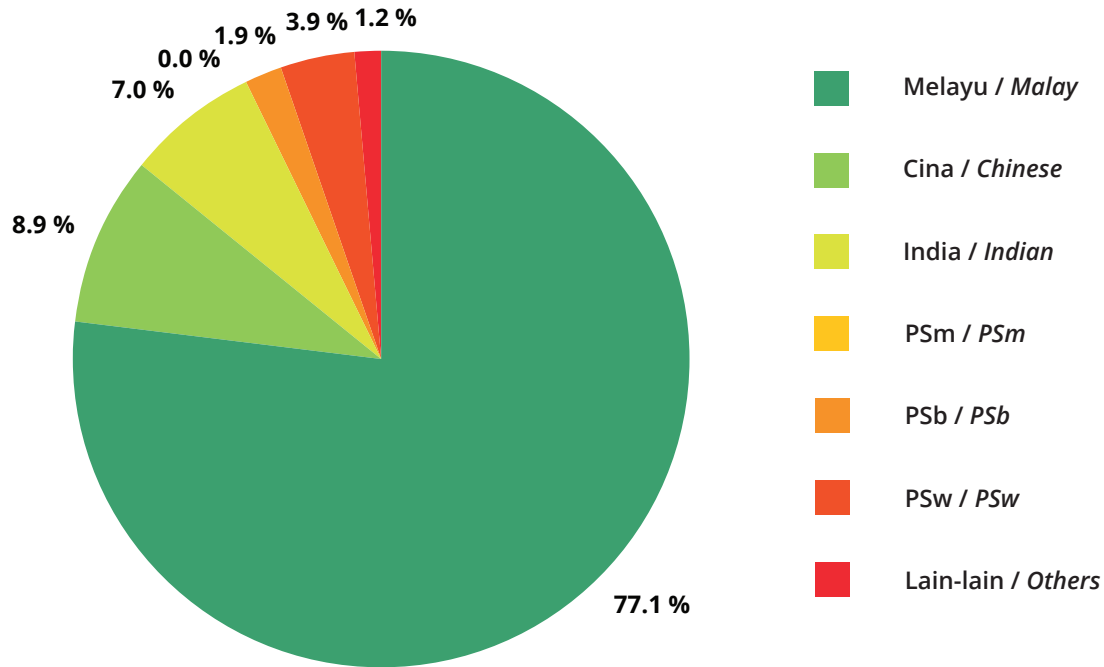
Chart 11 : Children In Need of Care and Protection by Sex, 2015-2017

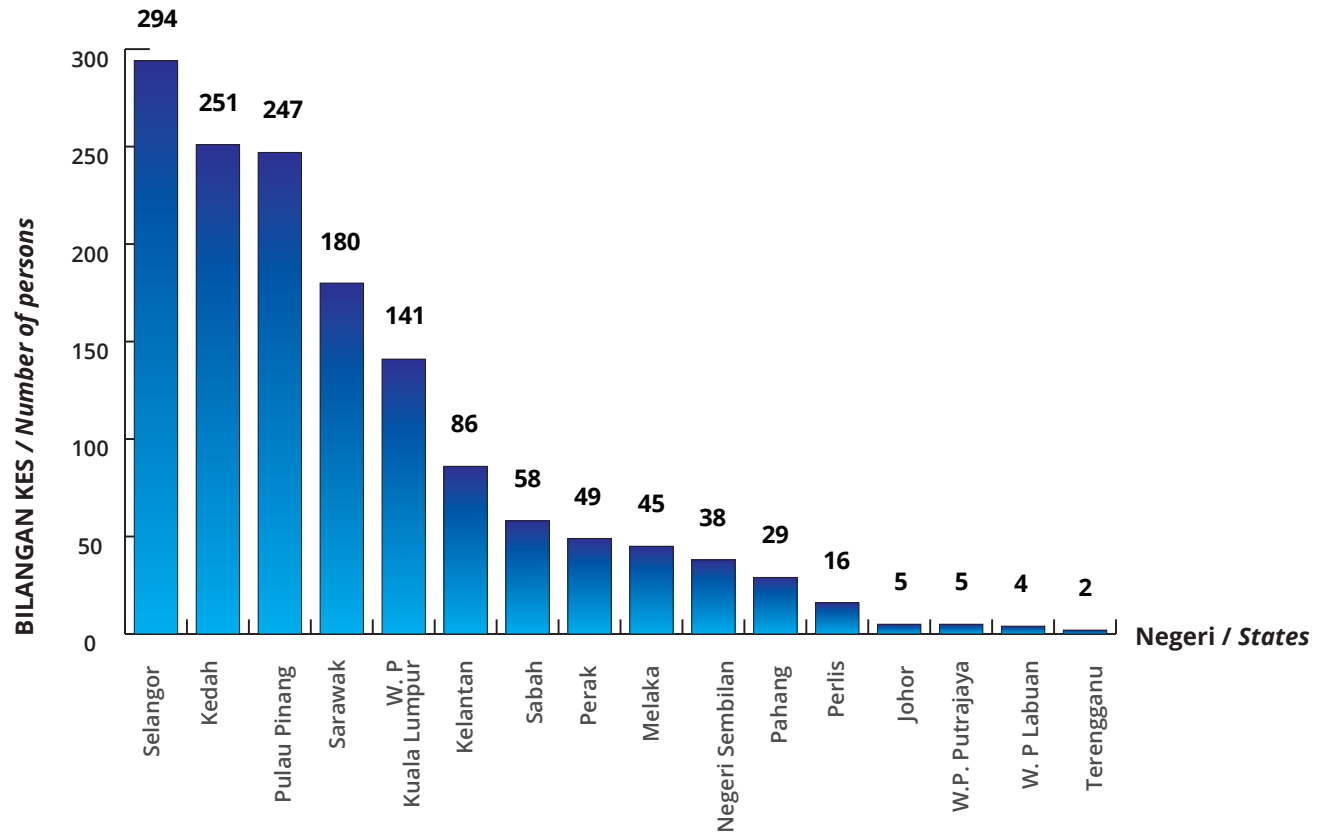


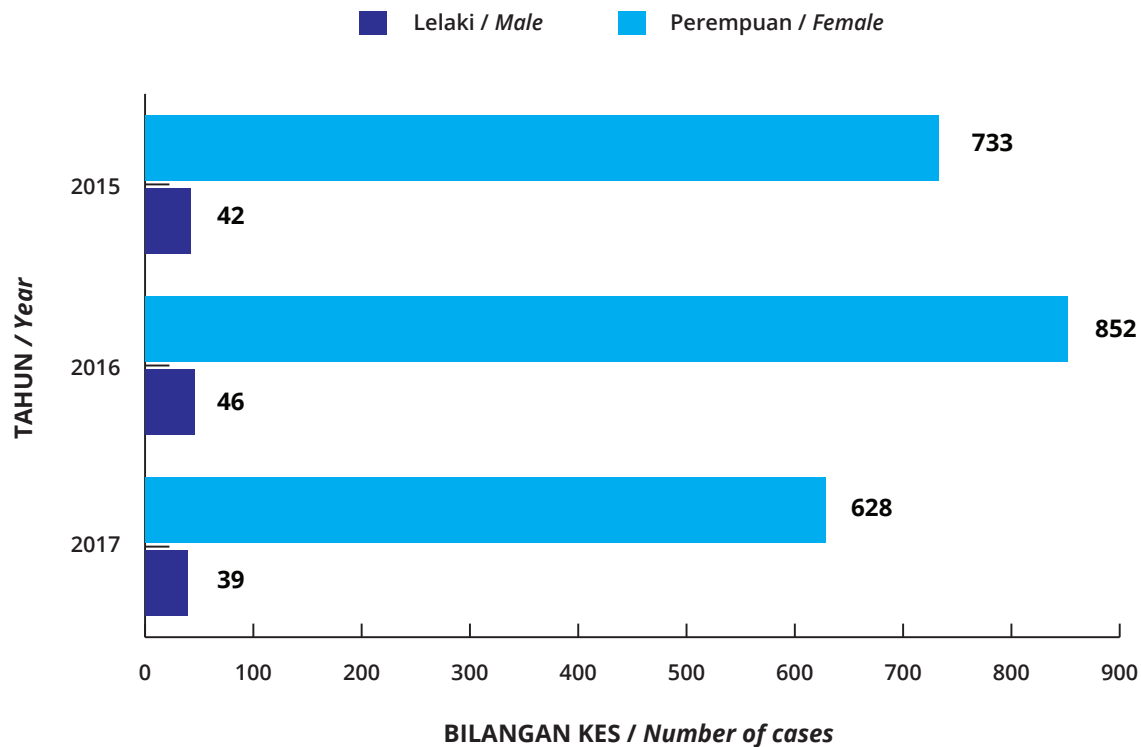
## CARTA 12 : PERATUSAN KANAK-KANAK YANG MEMERLUKAN PEMELIHARAAN DAN PERLINDUNGAN MENGIKUT KUMPULAN ETNIK, TAHUN 2017

*Chart 12 : Percentage of Children In Need of Care and Protection by Ethnic Group, 2017*

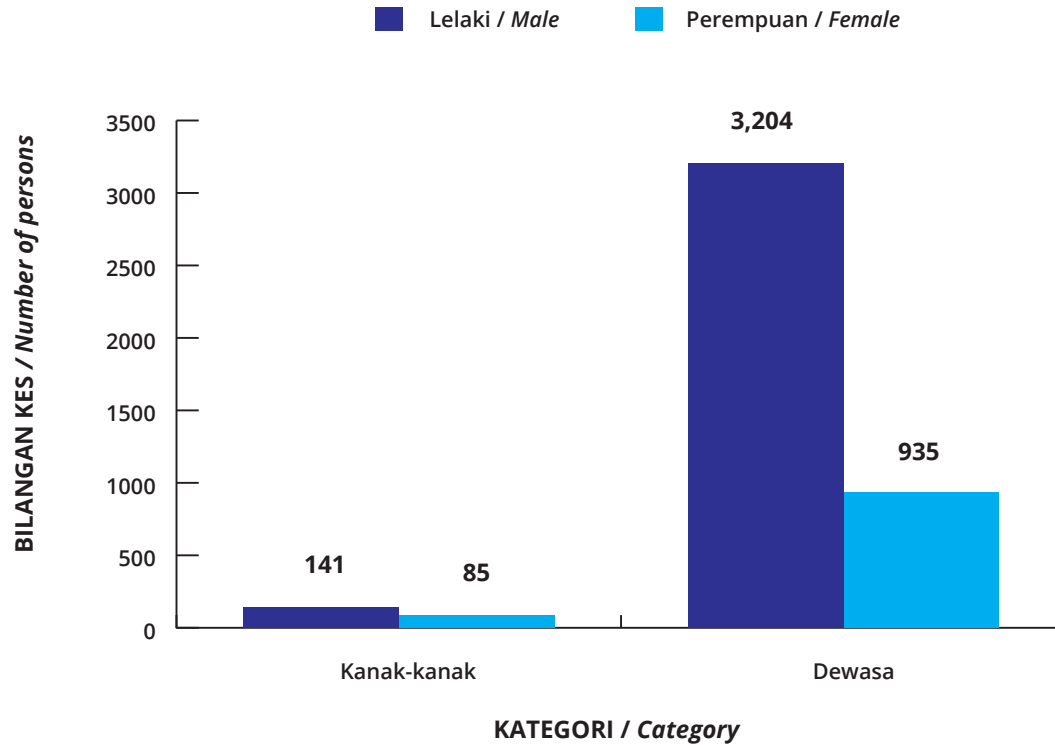


**CARTA 13 : PERATUSAN KANAK-KANAK TIDAK TERKAWAL MENGIKUT KUMPULAN ETNIK, 2017***Chart 13 : Percentage of Children Beyond Control by Ethnic Group, 2017*

**CARTA 14 : BILANGAN KES PESALAH MUDA MENGIKUT NEGERI, 2017***Chart 14: Cases of Youth Offenders by State , 2017*

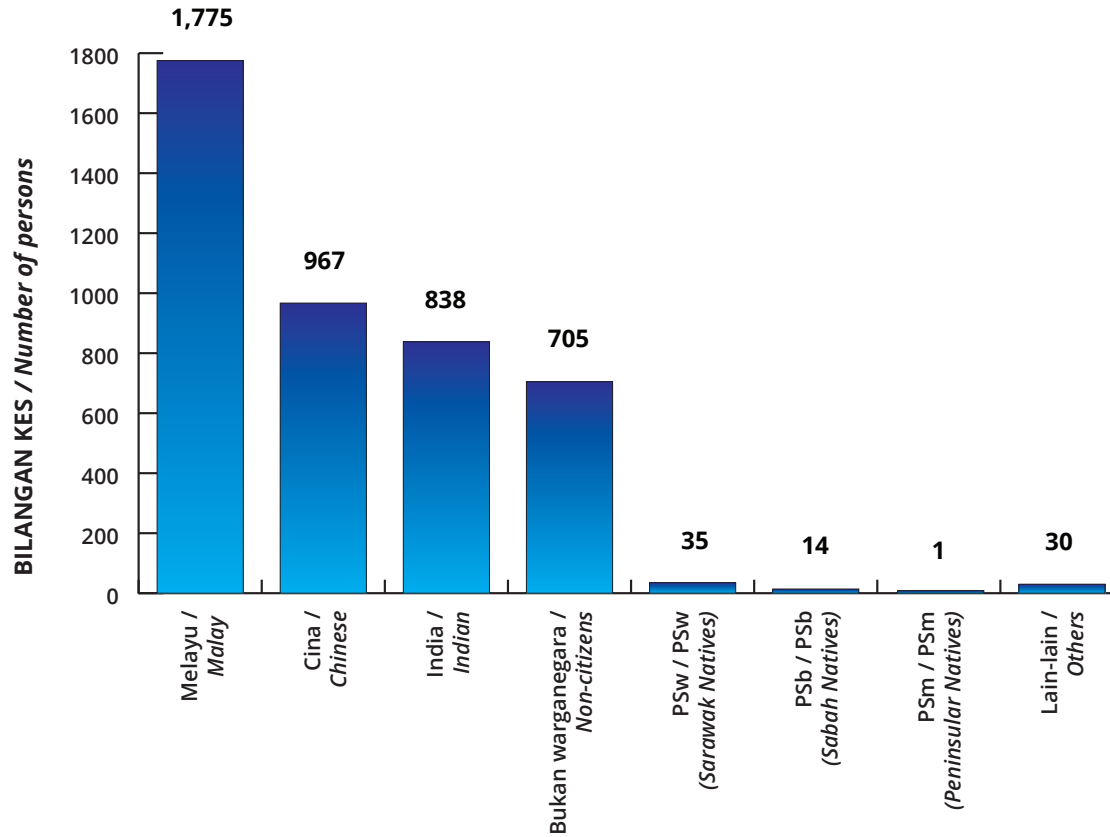
**CARTA 15 : BILANGAN KES KEGANASAN RUMAHTANGGA MENGIKUT JANTINA, 2015-2017***Chart 15 : Cases of Domestic Violence by Sex, 2015-2017*

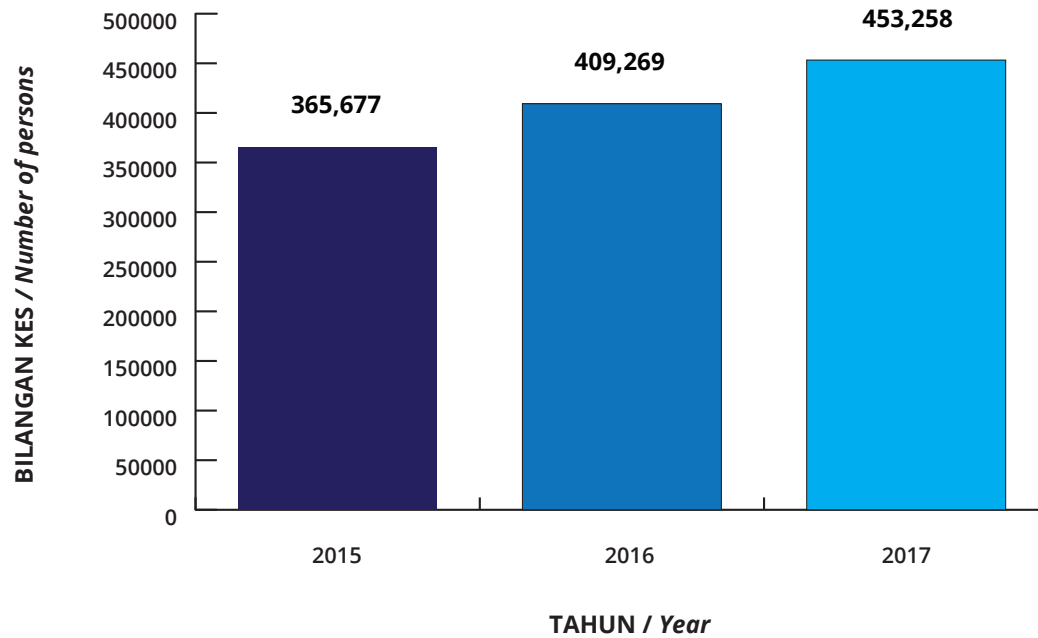
**CARTA 16 : BILANGAN KES ORANG PAPA MENGIKUT JANTINA DAN KATEGORI, 2017**  
*Chart 16 : Cases of Destitute Persons by Sex and Category, 2017*

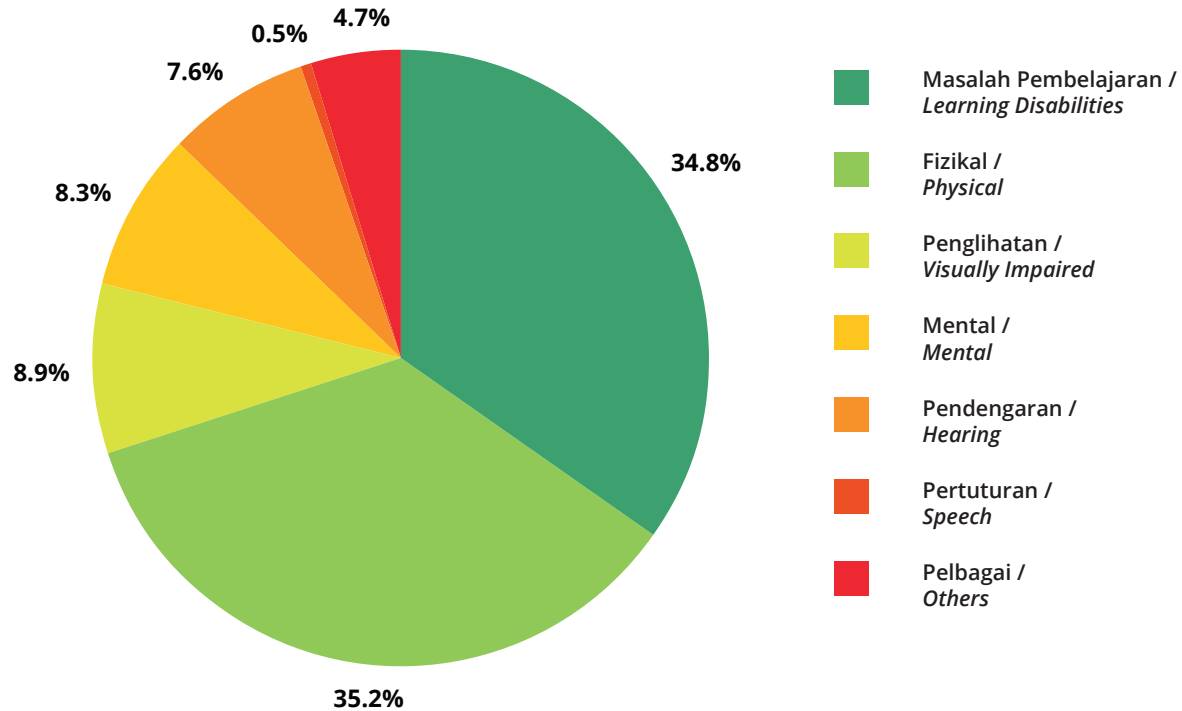


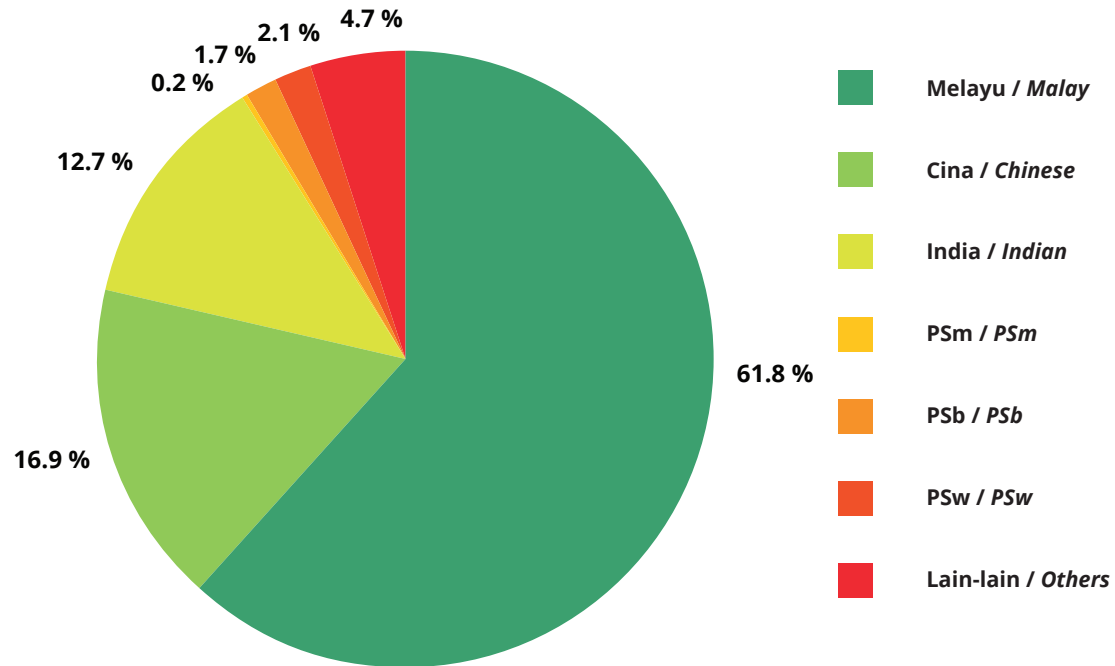


**CARTA 17 : BILANGAN KES ORANG PAPA MENGIKUT KUMPULAN ETNIK, 2017**  
*Chart 17 : Cases of Destitute Persons by Ethnic Group, 2017*

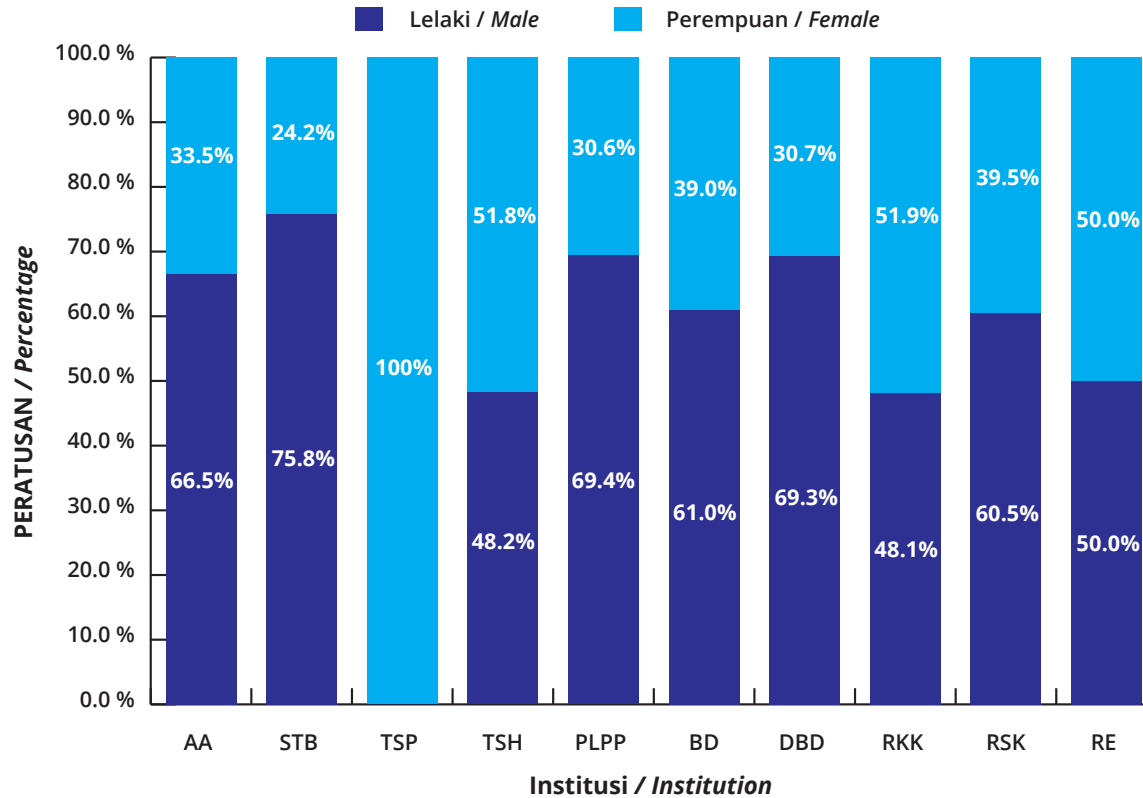


**CARTA 18 : PENDAFTARAN ORANG KURANG UPAYA (OKU), 2015-2017***Chart 18 : Registration of Persons With Disabilities (PWD's), 2015-2017*

**CARTA 19 : PERATUSAN OKU MENGIKUT KATEGORI KECACATAN, 2017***Chart 19 : Percentage of PWD's by Category of Disabilities, 2017*

**CARTA 20 : PERATUSAN PENGHUNI/PELATIH DI INSTITUSI MENGIKUT KUMPULAN ETNIK, 2017***Chart 20 : Percentage of Inmates/Trainees at Institution by Ethnic Group, 2017*

**CARTA 21 : PERATUSAN BILANGAN PENGHUNI/PELATIH DI INSTITUSI MENGIKUT JANTINA, 2017**  
*Chart 21 : Percentage of Inmates/Trainees at Institution by Sex, 2017*



**BAHAGIAN A -  
MAKLUMAT ASAS**  
*SECTION A -  
BASIC INFORMATION*

**L A P O R A N  
S T A T I S T I K**  
**2017**

JABATAN KEBAJIKAN MASYARAKAT

**Penduduk**

A1

*Population*

**JADUAL 1.1 : PENDUDUK MENGIKUT NEGERI DAN JANTINA , MALAYSIA***Table 1.1 : Population by State and Sex, Malaysia*

Negeri / State	2000			2010			2017 <sup>e</sup>			( <sup>'000</sup> )
	Lelaki	Perempuan	Jumlah	Lelaki	Perempuan	Jumlah	Lelaki	Perempuan	Jumlah	
	Male	Female	Total	Male	Female	Total	Male	Female	Total	
Johor	1,430.1	1,332.5	2,762.6	1,774.4	1,588.6	3,363.0	1,955.1	1,745.4	3,700.5	
Kedah	830.4	841.5	1,671.9	985.7	963.6	1,949.3	1,090.1	1,056.0	2,146.1	
Kelantan	680.0	681.5	1,361.5	798.7	791.2	1,589.9	923.6	906.0	1,829.6	
Melaka	324.6	322.0	646.6	414.8	408.8	823.6	460.3	454.4	914.7	
Negeri Sembilan	443.1	422.9	866.0	532.0	497.5	1,029.5	578.9	538.2	1,117.1	
Pahang	678.6	617.2	1,295.8	798.2	703.7	1,501.9	878.8	769.1	1,647.9	
Perak	664.0	668.7	1,332.7	1,204.5	1,174.5	2,379.0	1,265.1	1,231.3	2,496.4	
Perlis	1,050.5	1,041.2	2,091.7	115.9	119.9	235.8	125.8	126.4	252.2	
Pulau Pinang	102.4	105.2	207.6	790.7	785.2	1,575.9	878.2	868.1	1,746.3	
Sabah	2,143.0	2,045.9	4,188.9	1,698.9	1,561.0	3,259.9	2,020.1	1,846.7	3,866.8	
Sarawak	460.2	442.4	902.6	1,287.8	1,199.2	2,487.0	1,443.3	1,324.3	2,767.6	
Selangor	1,345.5	1,257.9	2,603.4	2,854.4	2,647.7	5,502.1	3,318.3	3,062.5	6,380.8	
Terengganu	1,053.1	1,018.4	2,071.5	538.8	516.7	1,055.5	616.3	591.4	1,207.7	
W. P Kuala Lumpur	720.2	695.8	1,416.0	855.9	818.8	1,674.7	917.4	873.9	1,791.3	
W. P Labuan	39.9	36.2	76.1	45.5	42.7	88.2	49.3	48.4	97.7	
W.P. Putrajaya	-	-	-	34.4	39.0	73.4	40.3	46.5	86.8	
<b>Jumlah / Total</b>	<b>11,965.6</b>	<b>11,529.3</b>	<b>23,494.9</b>	<b>14,730.5</b>	<b>13,858.1</b>	<b>28,588.6</b>	<b>16,561.1</b>	<b>15,488.6</b>	<b>32,049.7</b>	

e Data bagi Negeri adalah angka anggaran

*State data are estimates figures*

Hasil tambah mungkin berbeza kerana pembundaran.

*The added total may differ due to rounding.*

**Sumber : Jabatan Perangkaan Malaysia/Source: Department of Statistic, Malaysia**

**JADUAL 1.2 : PENDUDUK MENGIKUT KUMPULAN UMUR DAN JANTINA, MALAYSIA***Table 1.2 : Population by Age Group and Sex, Malaysia*

Kumpulan Umur / Age Group	2000			2010			2017			(‘000)
	Lelaki	Perempuan	Jumlah	Lelaki	Perempuan	Jumlah	Lelaki	Perempuan	Jumlah	
	Male	Female	Total	Male	Female	Total	Male	Female	Total	
0-4	1,459.5	1,373.9	2,833.4	1,288.2	1,220.4	2,508.6	1,354.40	1,266.50	2,620.9	
5-9	1,365.1	1,280.9	2,646.0	1,364.5	1,294.9	2,659.5	1,307.20	1,225.40	2,532.6	
10-14	1,288.4	1,235.2	2,523.6	1,358.4	1,295.6	2,654.0	1,324.20	1,255.20	2,579.4	
15-19	1,184.6	1,151.1	2,335.7	1,453.8	1,383.6	2,837.4	1,488.90	1,384.10	2,873.0	
20-24	1,054.7	1,033.8	2,088.5	1,504.0	1,408.0	2,912.0	1,711.50	1,539.60	3,251.1	
25-29	968.6	950.9	1,919.5	1,478.9	1,310.7	2,789.6	1,735.70	1,509.50	3,245.2	
30-34	931.8	905.3	1,837.1	1,162.4	1,019.3	2,181.7	1,496.30	1,349.00	2,845.3	
35-39	850.2	818.0	1,668.2	1,013.7	941.1	1,954.8	1,227.70	1,109.20	2,239.2	
40-44	746.0	705.0	1,451.0	908.4	883.1	1,791.5	1,000.3	934.3	1,934.6	
45-49	623.4	581.7	1,205.1	840.1	774.2	1,614.3	881.7	873.9	1,755.6	
50-54	458.3	419.4	877.7	706.7	664.1	1,370.8	814.1	790	1,604.1	
55-59	342.1	315.9	658.0	547.0	519.1	1,066.1	705.7	677.7	1,345.9	
60-64	257.7	261.6	519.3	416.8	406.7	823.5	543.9	541	1,041.6	
65-69	181.6	196.7	378.3	270.4	267.6	538.0	403.1	412.9	816.0	
70-74	125.9	138.3	264.2	200.7	208.6	409.3	255.6	272.4	528.0	
75+	127.9	161.5	289.4	216.8	261.0	477.8	310.7	348	637.9	
<b>Jumlah / Total</b>	<b>11,965.6</b>	<b>11,529.3</b>	<b>23,494.9</b>	<b>14,730.5</b>	<b>13,858.1</b>	<b>28,588.6</b>	<b>16,561.1</b>	<b>15,488.6</b>	<b>32,049.7</b>	

Sumber : Jabatan Perangkaan Malaysia/Source: Department of Statistic, Malaysia



**JADUAL 1.3 : PENDUDUK MENGIKUT KUMPULAN UMUR DAN JANTINA, MALAYSIA***Table 1.3 : Population by Age Group and Sex, Malaysia*

<i>Jantina/ Sex</i>	<i>Tahun / Year</i>			
	<i>Kumpulan Umur / Age Group</i>	2000	2010	2017 <sup>e</sup>
Lelaki / Male ('000)		11,965.6	14,730.5	16,561.1
Perempuan / Female ('000)		11,529.3	13,858.1	15,488.6
<b>Jumlah / Total ('000)</b>		<b>23,494.9</b>	<b>28,588.6</b>	<b>32,049.7</b>
% Lelaki (daripada jumlah) / % Male (from Total)		50.9	51.5	51.7
% Perempuan (daripada jumlah) / % Female (from Total)		49.1	48.5	48.3
<b>Kumpulan Umur / Age Group</b>				
<b>0-14 tahun / age 0-14 ('000)</b>		<b>8,003.0</b>	<b>7,822.0</b>	<b>7,732.9</b>
Lelaki / Male ('000)		4,113.0	4,011.1	3,985.8
Perempuan / Female ('000)		3,890.0	3,810.9	3,747.1
<b>15-64 tahun / age 15-64 ('000)</b>		<b>14,560.1</b>	<b>19,341.7</b>	<b>22,314.1</b>
Lelaki / Male ('000)		7,417.4	10,031.8	11,605.80
Perempuan / Female ('000)		7,142.7	9,309.9	10,708.30
<b>65 tahun dan ke atas / age 65 and above ('000)</b>		<b>931.9</b>	<b>1,425.1</b>	<b>2,002.7</b>
Lelaki / Male ('000)		435.4	687.9	969.4
Perempuan / Female ('000)		496.5	737.2	1,033.3

Sumber : Jabatan Perangkaan Malaysia/Source: Department of Statistic, Malaysia

**BAHAGIAN B -  
PERKHIDMATAN LUAR**  
*SECTION B -  
FIELD SERVICES*

**L A P O R A N  
S T A T I S T I K**  
**2017**

JABATAN KEBAJIKAN MASYARAKAT

**Perkhidmatan Bantuan**  
*Financial Assistance Services*

B1

**JADUAL 1.1 : BANTUAN KEWANGAN MENGIKUT NEGERI, 2015-2017***Table 1.1 : Financial Assistance by State, 2015-2017*

Negeri /State	2015		2016		2017	
	Bil. Penerima	RM'000	Bil. Penerima	RM'000	Bil. Penerima	RM'000
	No. of recipient	RM'000	No. of recipient	RM'000	No. of recipient	RM'000
Johor	48,316	157,186.4	45,903	155,768.7	48,218	153,495.9
Kedah	39,032	125,270.8	35,182	120,403.4	41,274	123,284.2
Kelantan	42,159	121,345.2	42,353	121,239.4	44,818	127,579.2
Melaka	27,782	91,746.9	25,775	89,939.8	24,717	82,281.6
Negeri Sembilan	28,109	84,555.7	28,303	86,223.1	26,792	84,664.8
Pahang	28,511	97,775.9	27,953	98,182.4	25,891	91,265.1
Perak	37,267	120,642.8	37,331	120,925.1	38,431	126,121.4
Perlis	10,223	24,651.7	10,005	27,314.8	10,012	27,212.9
Pulau Pinang	18,971	68,319.8	15,382	64,939.4	18,145	63,383.7
Sabah	57,283	178,628.8	49,967	168,413.9	52,692	158,623.4
Sarawak	57,187	173,570.0	57,324	191,976.1	57,378	187,535.0
Selangor	40,727	130,148.0	39,185	128,853.7	38,939	130,915.1
Terengganu	35,864	105,294.8	36,761	106,647.4	39,678	113,279.8
W.P.Kuala Lumpur*	14,926	47,923.2	9,852	45,147.8	10,610	35,214.1
W.P. Labuan	828	2,540.5	863	2,667.3	849	2,546.1
W.P.Putrajaya			183	583.2	233	699.5
<b>Jumlah/Total</b>	<b>487,185</b>	<b>1,529,600.6</b>	<b>462,322</b>	<b>1,529,225.5</b>	<b>478,677</b>	<b>1,508,101.8</b>

Nota: Bagi tahun 2015, pelaporan data bagi W.P. Kuala Lumpur adalah termasuk W.P. Putrajaya

Note: For the year 2015, reporting data for W.P. Kuala Lumpur is including W.P. Putrajaya

**JADUAL 1.2 : BANTUAN KEWANGAN MENGIKUT SKIM, 2015-2017***Table 1.2 : Financial Assistance by Scheme, 2015-2017*

Skim/ Scheme	2015		2016		2017	
	Bil. Penerima	RM'000	Bil. Penerima	RM'000	Bil. Penerima	RM'000
	No. of recipient	RM'000	No. of recipient	RM'000	No. of recipient	RM'000
BKK	83,570	259,371.4	75,439	246,032.2	73,432	223,189.0
BOT	141,493	502,171.1	133,352	497,560.6	134,614	481,293.7
BAP	221	1,453.6	510	1,619.9	249	1,022.3
EPC	74,324	305,036.3	73,056	313,375.0	78,536	318,457.4
BA	110,794	248,541.2	101,823	246,786.8	105,617	252,378.6
GP	1,196	4,137.6	1,578	5,345.7	1,588	4,779.2
<b>BENCANA</b>						
AT	1,412	2,729.4	1,323	2,425.8	2,077	3,593.8
BPT	25,978	95,937.1	24,193	91,756.3	25,082	88,441.5
LATIHAN APPERANTIS	159	600.4	136	612.3	164	775.6
BTB	48,038	109,622.7	50,912	123,710.7	57,318	134,170.8
<b>JUMLAH / Total</b>	<b>487,185</b>	<b>1,529,600.6</b>	<b>462,322</b>	<b>1,529,225.5</b>	<b>478,677</b>	<b>1,508,101.8</b>

**Jadual 1.3: BANTUAN KEWANGAN MENGIKUT ETNIK, 2015-2017***Table 1.3 : Financial Assistance by Ethnic, 2015-2017*

Kumpulan Etnik / Ethnic Group	2015		2016		2017	
	Bil. Penerima	RM'000	Bil. Penerima	RM'000	Bil. Penerima	RM'000
	No. of recipient	RM'000	No. of recipient	RM'000	No. of recipient	RM'000
Melayu / Malay	259,646	809,953.0	250,731	810,983.8	262,593	818,199.2
Cina / Chinese	79,453	258,850.1	75,176	257,085.6	74,773	247,155.0
India / Indian	54,363	171,632.2	49,550	169,071.0	54,270	161,977.3
Psm / Psm (Peninsular natives)	1,626	5,217.6	1,651	5,164.8	3,065	6,231.8
Psb / Psb (Sabah natives)	51,067	159,534.8	44,821	149,784.8	38,347	126,473.5
Psw / Psw (Sarawak natives)	37,094	112,301.6	36,530	122,832.9	39,215	119,279.6
Lain-Lain / Others	3,936	12,111.2	3,863	14,302.5	6,414	28,785.5
<b>JUMLAH / Total</b>	<b>487,185</b>	<b>1,529,600.6</b>	<b>462,322</b>	<b>1,529,225.5</b>	<b>478,677</b>	<b>1,508,101.8</b>

**BAHAGIAN B -  
PERKHIDMATAN LUAR**  
*SECTION B -  
FIELD SERVICES*

**L A P O R A N  
S T A T I S T I K**  
**2017**

JABATAN KEBAJIKAN MASYARAKAT

---

**Bantuan Kanak-Kanak (BKK)**  
*Financial Assistance For Children*

B1.1

**JADUAL 1.1 (a) : BANTUAN KANAK-KANAK MENGIKUT NEGERI, 2015-2017***Table 1.1 (a) : Financial Assistance for Children by State, 2015-2017*

Negeri / State	2015		2016		2017	
	Bil. Penerima	RM'000	Bil. Penerima	RM'000	Bil. Penerima	RM'000
	No. of recipient	RM'000	No. of recipient	RM'000	No. of recipient	RM'000
Johor	7,778	24,058.0	6,931	22,236.6	6,682	19,131.5
Kedah	6,036	17,922.2	4,870	15,709.4	5,609	15,280.0
Kelantan	11,745	32,421.5	11,468	31,049.5	12,151	31,444.7
Melaka	3,969	13,330.1	3,027	11,911.3	2,849	8,448.0
Negeri Sembilan	5,746	16,764.5	5,476	15,785.5	4,732	14,049.8
Pahang	5,538	16,352.2	5,014	15,702.5	4,204	13,537.1
Perak	4,725	17,227.2	4,661	16,094.1	4,357	14,892.8
Perlis	1,707	4,873.0	1,747	5,074.4	1,758	5,445.3
Pulau Pinang	2,500	8,703.0	1,775	7,145.9	2,070	5,998.3
Sabah	7,226	28,924.9	6,394	26,343.2	5,729	22,019.1
Sarawak	13,396	36,737.9	12,547	42,085.9	11,996	38,017.7
Selangor	6,570	20,749.8	5,440	18,435.0	4,955	16,043.5
Terengganu	5,643	18,118.6	5,618	16,002.4	5,888	17,231.2
W.P. Kuala Lumpur*	878	2,885.8	340	2,100.1	329	1,289.6
W.P. Labuan	113	302.8	117	306.2	110	305.7
W.P.Putrajaya			14	50.3	13	54.9
<b>Jumlah / Total</b>	<b>83,570</b>	<b>259,371.4</b>	<b>75,439</b>	<b>246,032.2</b>	<b>73,432</b>	<b>223,189.0</b>

Nota: Bagi tahun 2015, pelaporan data bagi W.P. Kuala Lumpur adalah termasuk W.P. Putrajaya

Note: For the year 2015, reporting data for W.P. Kuala Lumpur is including W.P. Putrajaya

**JADUAL 1.1 (b) : BANTUAN KANAK-KANAK MENGIKUT KUMPULAN ETNIK, 2015-2017***Table 1.1 (b) : Financial Assistance for Children by Ethnic, 2015-2017*

Kumpulan Etnik / Ethnic Group	2015		2016		2017	
	Bil. Penerima	RM'000	Bil. Penerima	RM'000	Bil. Penerima	RM'000
	No. of recipient	RM'000	No. of recipient	RM'000	No. of recipient	RM'000
Melayu / Malay	48,883	147,670.6	44,610	137,571.3	44,825	130,231.8
Cina / Chinese	8,199	25,128.3	7,198	23,638.8	6,289	19,734.6
India / Indian	9,541	31,301.7	8,125	28,297.2	7,913	24,372.0
Psm / Psm (Peninsular natives)	371	1,175.0	351	1,160.1	487	1,154.7
Psb / Psb (Sabah natives)	6,766	27,597.5	6,149	25,269.9	4,983	19,150.4
Psw / Psw (Sarawak natives)	9,048	23,976.8	8,353	27,629.1	7,912	24,231.9
Lain-Lain / Others	762	2,521.5	653	2,466.0	1,023	4,313.6
<b>Jumlah / Total</b>	<b>83,570</b>	<b>259,371.4</b>	<b>75,439</b>	<b>246,032.2</b>	<b>73,432</b>	<b>223,189.0</b>





**BAHAGIAN B -  
PERKHIDMATAN LUAR**  
*SECTION B -  
FIELD SERVICES*

**L A P O R A N  
S T A T I S T I K**  
**2017**

JABATAN KEBAJIKAN MASYARAKAT

**Bantuan Orang Tua (BOT)**

*Financial Assistance For Older Person*

B1.2

**JADUAL 1.2 (a) : BANTUAN ORANG TUA MENGIKUT NEGERI, 2015-2017***Table 1.2 (a) : Financial Assistance for Older Person by State, 2015-2017*

Negeri / State	2015		2016		2017	
	Bil. Penerima	RM'000	Bil. Penerima	RM'000	Bil. Penerima	RM'000
	No. of recipient	RM'000	No. of recipient	RM'000	No. of recipient	RM'000
Johor	14,216	51,609.3	13,478	52,349.4	13,707	52,561.5
Kedah	6,660	24,445.7	5,005	21,361.6	6,779	21,394.1
Kelantan	9,557	33,910.5	9,332	33,387.2	9,533	33,605.5
Melaka	8,814	31,791.4	8,004	30,754.8	7,222	27,325.2
Negeri Sembilan	9,143	31,903.7	9,111	32,737.8	8,920	32,304.3
Pahang	8,866	31,833.6	8,937	33,469.2	8,273	30,310.3
Perak	7,300	26,253.9	7,229	26,311.8	7,871	27,062.9
Perlis	1,223	1,690.1	1,238	4,299.0	1,110	4,040.4
Pulau Pinang	6,083	22,559.1	4,950	20,844.0	5,275	19,263.3
Sabah	27,852	98,662.4	26,384	93,874.0	26,148	91,178.3
Sarawak	22,297	79,129.0	22,007	80,795.9	22,368	79,300.5
Selangor	11,278	39,434.2	10,784	39,136.8	10,457	37,857.6
Terengganu	4,314	15,320.4	4,160	15,317.4	4,137	14,854.8
W.P. Kuala Lumpur*	3,647	12,745.8	2,510	12,058.8	2,600	9,460.2
W.P. Labuan	243	882.0	215	830.7	203	741.3
W.P. Putrajaya			8	32.4	11	33.6
<b>Jumlah / Total</b>	<b>141,493</b>	<b>502,171.1</b>	<b>133,352</b>	<b>497,560.6</b>	<b>134,614</b>	<b>481,293.7</b>

Nota: Bagi tahun 2015, pelaporan data bagi W.P. Kuala Lumpur adalah termasuk W.P. Putrajaya

Note: For the year 2015, reporting data for W.P. Kuala Lumpur is including W.P. Putrajaya

**JADUAL 1.2 (b) : BANTUAN ORANG TUA MENGIKUT KUMPULAN ETNIK, 2015-2017***Table 1.2 (b) : Financial Assistance for Older Person by Ethnic Group, 2015-2017*

Kumpulan Etnik / Ethnic Group	2015		2016		2017	
	Bil. Penerima	RM'000	Bil. Penerima	RM'000	Bil. Penerima	RM'000
	No. of recipient	RM'000	No. of recipient	RM'000	No. of recipient	RM'000
Melayu / Malay	58,378	207,016.6	54,818	207,999.1	55,213	202,259.5
Cina / Chinese	27,443	98,350.1	25,428	96,024.3	26,016	91,046.9
India / Indian	13,398	47,319.3	12,425	47,208.4	14,596	45,286.5
Psm / Psm (Peninsular natives)	467	1,673.0	483	1,712.4	909	2,009.2
Psb / Psb (Sabah natives)	24,958	87,755.6	23,943	83,102.8	18,749	70,034.6
Psw / Psw (Sarawak natives)	15,397	54,959.7	14,933	55,437.9	16,895	54,633.5
Lain-Lain / Others	1,452	5,096.8	1,322	6,075.9	2,236	16,023.6
<b>Jumlah / Total</b>	<b>141,493</b>	<b>502,171.1</b>	<b>133,352</b>	<b>497,560.6</b>	<b>134,614</b>	<b>481,293.7</b>



**BAHAGIAN B -  
PERKHIDMATAN LUAR**  
*SECTION B -  
FIELD SERVICES*

L A P O R A N  
S T A T I S T I K

2017

JABATAN KEBAJIKAN MASYARAKAT

**Bantuan Anak Pelihara (BAP)**

*Financial Assistance For Foster Children*

B1.3

**JADUAL 1.3 (a) : BANTUAN ANAK PELIHARA MENGIKUT NEGERI, 2015-2017***Table 1.3 (a) : Financial Assistance for Foster Children by State, 2015-2017*

Negeri / State	2015		2016		2017	
	Bil. Penerima	RM'000	Bil. Penerima	RM'000	Bil. Penerima	RM'000
	No. of recipient	RM'000	No. of recipient	RM'000	No. of recipient	RM'000
Johor	18	70.3	13	65.5	17	70.8
Kedah	20	54.5	9	44.7	24	67.5
Kelantan	2	251.8	1	2.3	0	0.3
Melaka	10	24.3	8	31.3	6	24.3
Negeri Sembilan	9	36.5	8	33.5	13	32.3
Pahang	17	60.5	17	62.2	16	50.0
Perak	0	0.5	8	28.0	6	30.3
Perlis	0	0.0	0	0.0	0	0.0
Pulau Pinang	0	0.0	0	0.0	4	5.0
Sabah	3	8.3	3	643.7	8	37.0
Sarawak	19	484.1	338	167.3	18	191.6
Selangor	97	364.0	92	450.7	109	414.0
Terengganu	1	0.8	1	3.0	6	22.8
W.P. Kuala Lumpur*	25	98.3	12	87.9	22	76.8
W.P. Labuan	0	0.0	0	0.0	0	0.0
W.P. Putrajaya			0	0.0	0	0.0
<b>Jumlah / Total</b>	<b>221</b>	<b>1,453.6</b>	<b>510</b>	<b>1,619.9</b>	<b>249</b>	<b>1,022.3</b>

Nota: Bagi tahun 2015, pelaporan data bagi W.P. Kuala Lumpur adalah termasuk W.P. Putrajaya

Note: For the year 2015, reporting data for W.P. Kuala Lumpur is including W.P. Putrajaya

**JADUAL 1.3 (b) : BANTUAN ANAK PELIHARA MENGIKUT KUMPULAN ETNIK, 2015-2017***Table 1.3 (b) : Financial Assistance for Foster Children by Ethnic, 2015-2017*

Kumpulan Etnik / Ethnic Group	2015		2016		2017	
	Bil. Penerima	RM'000	Bil. Penerima	RM'000	Bil. Penerima	RM'000
	No. of recipient	RM'000	No. of recipient	RM'000	No. of recipient	RM'000
Melayu / Malay	162	690.1	181	642.4	194	695.2
Cina / Chinese	25	160.8	70	134.8	21	108.0
India / Indian	26	91.5	18	116.8	21	81.2
Psm / Psm (Peninsular natives)	-	169.3	-	-	-	-
Psb / Psb (Sabah natives)	3	8.5	3	638.1	5	32.5
Psw / Psw (Sarawak natives)	4	332.1	238	84.9	3	100.2
Lain-Lain / Others	1	1.4	-	3.0	5	5.3
<b>Jumlah / Total</b>	<b>221</b>	<b>1,453.6</b>	<b>510</b>	<b>1,619.9</b>	<b>249</b>	<b>1,022.3</b>





**BAHAGIAN B -  
PERKHIDMATAN LUAR**  
*SECTION B -  
FIELD SERVICES*

**L A P O R A N  
S T A T I S T I K**  
**2017**

JABATAN KEBAJIKAN MASYARAKAT

**Elaun Pekerja Cacat (EPC)**  
*Allowance for Disabled Workers*

B1.4

**JADUAL 1.4 (a) : ELAUN PEKERJA CACAT MENGIKUT NEGERI, 2015-2017***Table 1.4 (a) : Allowance for Disabled Workers by State, 2015-2017*

Negeri / State	2015		2016		2017	
	Bil. Penerima	RM'000	Bil. Penerima	RM'000	Bil. Penerima	RM'000
	No. of recipient	RM'000	No. of recipient	RM'000	No. of recipient	RM'000
Johor	10,345	42,805.0	9,886	42,816.2	11,192	43,349.6
Kedah	9,988	41,710.6	10,531	42,454.1	11,316	43,758.1
Kelantan	5,897	24,010.0	6,123	25,092.6	6,974	28,122.9
Melaka	4,510	18,455.5	4,630	19,487.3	4,772	20,026.3
Negeri Sembilan	3,249	13,017.9	3,496	14,204.8	3,445	14,779.1
Pahang	4,587	18,900.4	4,733	19,577.3	4,357	18,719.4
Perak	7,197	30,110.2	7,276	30,504.3	7,813	31,564.3
Perlis	1,493	6,061.7	1,587	6,601.0	1,566	6,591.9
Pulau Pinang	5,088	21,293.3	4,153	21,119.0	5,307	21,612.9
Sabah	998	3,977.5	1,009	4,297.3	1,121	4,706.1
Sarawak	2,975	11,993.4	3,167	12,998.9	3,289	13,479.4
Selangor	8,790	36,315.7	8,825	37,064.3	9,049	38,146.9
Terengganu	4,062	15,828.8	4,348	17,616.2	4,790	19,184.9
W.P. Kuala Lumpur*	5,010	20,003.2	3,073	18,665.5	3,307	13,469.1
W.P. Labuan	135	553.4	142	577.9	138	582.1
W.P. Putrajaya			77	298.6	100	364.7
<b>Jumlah / Total</b>	<b>74,324</b>	<b>305,036.3</b>	<b>73,056</b>	<b>313,375.0</b>	<b>78,536</b>	<b>318,457.4</b>

Nota: Bagi tahun 2014 & 2015, pelaporan data bagi W.P. Kuala Lumpur adalah termasuk W.P. Putrajaya  
 Note: For the year 2014 & 2015, reporting data for W.P. Kuala Lumpur is including W.P. Putrajaya

**JADUAL 1.4 (b) : ELAUN PEKERJA CACAT MENGIKUT KUMPULAN ETNIK, 2015-2017***Table 1.4 (b) : Allowance for Disabled Workers by Ethnic Group, 2015-2017*

Kumpulan Etnik / Ethnic Group	2015		2016		2017	
	Bil. Penerima	RM'000	Bil. Penerima	RM'000	Bil. Penerima	RM'000
	No. of recipient	RM'000	No. of recipient	RM'000	No. of recipient	RM'000
Melayu / Malay	45,691	187,857.0	45,421	193,992.5	49,819	200,891.9
Cina / Chinese	16,343	67,803.8	16,301	68,293.2	16,113	66,846.1
India / Indian	9,692	39,022.1	8,601	39,569.0	9,300	37,817.1
Psm / Psm (Peninsular natives)	101	428.7	114	451.2	108	480.4
Psb / Psb (Sabah natives)	737	3,010.3	735	3,466.4	776	3,338.0
Psw / Psw (Sarawak natives)	1,396	5,691.4	1,437	6,021.2	1,493	6,129.3
Lain-Lain / Others	364	1,223.2	447	1,581.7	927	2,954.7
<b>Jumlah / Total</b>	<b>74,324</b>	<b>305,036.3</b>	<b>73,056</b>	<b>313,375.0</b>	<b>78,536</b>	<b>318,457.4</b>



**BAHAGIAN B -  
PERKHIDMATAN LUAR**  
*SECTION B -  
FIELD SERVICES*

L A P O R A N  
S T A T I S T I K

2017

JABATAN KEBAJIKAN MASYARAKAT

**Bantuan Am (BA)**

*Public Assistances*

B1.5

**JADUAL 1.5 (a) : BANTUAN AM MENGIKUT NEGERI, 2014 – 2016***Table 1.5 (a) : Public Assistance by State, 2015-2017*

Negeri / State	2015		2016		2017	
	Bil. Penerima	RM'000	Bil. Penerima	RM'000	Bil. Penerima	RM'000
	No. of recipient	RM'000	No. of recipient	RM'000	No. of recipient	RM'000
Johor	5,553	9,727.4	5,574	10,032.8	5,577	9,979.8
Kedah	8,185	17,117.4	7,194	16,957.8	7,704	16,883.7
Kelantan	7,607	10,864.6	7,564	10,630.1	7,366	10,996.1
Melaka	7,163	18,980.7	6,721	18,149.9	6,046	16,214.2
Negeri Sembilan	6,517	13,870.5	6,418	13,629.2	5,778	13,112.1
Pahang	4,370	16,179.8	3,783	13,996.5	3,691	13,540.2
Perak	9,784	24,267.1	9,574	24,611.1	8,749	27,225.6
Perlis	4,337	7,886.3	3,972	7,160.3	4,065	7,194.9
Pulau Pinang	1,932	6,301.9	1,482	6,330.7	1,965	6,906.4
Sabah	18,366	37,533.0	13,752	34,326.1	16,235	31,891.2
Sarawak	10,346	22,731.4	10,345	28,644.0	10,947	29,913.8
Selangor	5,461	10,880.8	4,861	9,847.5	4,805	13,098.6
Terengganu	17,861	45,268.8	18,523	46,058.0	20,408	49,953.4
W.P. Kuala Lumpur*	3,097	6,453.4	1,806	5,895.6	1,989	4,875.1
W.P. Labuan	215	478.3	238	482.2	267	542.6
W.P. Putrajaya			16	34.9	25	51.0
<b>Jumlah / Total</b>	<b>110,794</b>	<b>248,541.2</b>	<b>101,823</b>	<b>246,786.8</b>	<b>105,617</b>	<b>252,378.6</b>

Nota: Bagi tahun 2015, pelaporan data bagi W.P. Kuala Lumpur adalah termasuk W.P. Putrajaya  
 Note: For the year 2015, reporting data for W.P. Kuala Lumpur is including W.P. Putrajaya

**JADUAL 1.5 (b) : BANTUAN AM MENGIKUT KUMPULAN ETNIK, 2015-2017***Table 1.5 (b) : Public Assistance by Ethnic Group, 2015-2017*

Kumpulan Etnik / Ethnic Group	2015		2016		2017	
	Bil. Penerima	RM'000	Bil. Penerima	RM'000	Bil. Penerima	RM'000
	<i>No. of recipient</i>	<i>RM'000</i>	<i>No. of recipient</i>	<i>RM'000</i>	<i>No. of recipient</i>	<i>RM'000</i>
Melayu / Malay	60,379	138,290.6	58,441	137,267.1	59,911	142,465.4
Cina / Chinese	13,632	29,966.2	12,177	29,862.3	11,658	29,938.1
India / Indian	12,612	29,514.0	11,281	28,292.1	12,381	28,913.3
Psm / Psm (Peninsular natives)	486	1,213.2	485	1,217.7	1,192	1,855.7
Psb / Psb (Sabah natives)	16,379	33,693.4	12,154	30,234.5	11,488	27,635.2
Psw / Psw (Sarawak natives)	6,741	14,860.0	6,639	18,665.6	7,966	19,660.0
Lain-Lain / Others	565	1,003.8	646	1,247.4	1,021	1,910.8
<b>Jumlah / Total</b>	<b>110,794</b>	<b>248,541.2</b>	<b>101,823</b>	<b>246,786.8</b>	<b>105,617</b>	<b>252,378.6</b>



**JADUAL 1.5 (c) : BANTUAN AM MENGIKUT KATEGORI PENERIMA, 2015-2017**  
*Table 1.5 (c) : Public Assistance by Category of Recipients, 2015-2017*

Kategori Penerima / Category of Recipient	2015		2016		2017	
	Bil. Penerima	RM'000	Bil. Penerima	RM'000	Bil. Penerima	RM'000
	No. of recipient	RM'000	No. of recipient	RM'000	No. of recipient	RM'000
Warga Emas / Senior citizen	14,111	31,872.6	12,230	29,403.3	11,751	29,673.1
Orang Kurang Upaya / Person with Disabilities	9,901	21,273.7	8,429	20,134.7	9,575	20,346.2
Ibu Tunggal dan Tanggungan / Single Mother & Dependants	17,229	3.1	16,208	2.8	15,397	2.3
Anak Yatim / Orphans	1,663	23.1	1,348	21.1	1,394	20.3
Pesakit yang tidak boleh bekerja / Patients incapable for work	0	0.0	0	0.0	0	0.0
Tanggungan banduan/ tahanan / Prisoner & dependants	0	0.0	0	0.0	0	0.0
Bantuan latihan aperantis / Apperantice Trainees	0	0.0	0	0.0	0	0.0
Orang Miskin / Poor people	67,890	195,368.6	63,608	197,224.9	67,500	202,336.7
<b>Jumlah / Total</b>	<b>110,794</b>	<b>248,541.2</b>	<b>101,823</b>	<b>246,786.8</b>	<b>105,617</b>	<b>252,378.6</b>

**BAHAGIAN B -  
PERKHIDMATAN LUAR**  
*SECTION B -  
FIELD SERVICES*

L A P O R A N  
S T A T I S T I K

2017

JABATAN KEBAJIKAN MASYARAKAT

**Geran Pelancaran (GP)**

*Launching Grants*

B1.6

**JADUAL 1.6 (a) : GERAN PELANCARAN MENGIKUT NEGERI , 2015-2017***Table 1.6 (a) : Launching Grants by State, 2015-2017*

Negeri / State	2015		2016		2017	
	Bil. Penerima	RM'000	Bil. Penerima	RM'000	Bil. Penerima	RM'000
	No. of recipient	RM'000	No. of recipient	RM'000	No. of recipient	RM'000
Johor	65	174.6	133	359.1	152	408.0
Kedah	61	166.5	82	222.3	145	391.5
Kelantan	83	218.9	61	164.7	135	364.5
Melaka	53	128.2	65	170.4	0	0.0
Negeri Sembilan	0	0.0	0	0.0	0	0.0
Pahang	14	37.8	78	210.6	249	672.3
Perak	38	101.5	91	245.7	196	529.2
Perlis	87	209.8	17	45.9	0	0.0
Pulau Pinang	19	50.3	110	297.0	108	291.6
Sabah	0	0.0	6	16.2	40	108.0
Sarawak	569	2,516.4	596	2,698.5	246	1158.2
Selangor	80	208.9	72	194.4	80	216.0
Terengganu	116	295.1	165	445.5	90	243.0
W.P. Kuala Lumpur*	8	21.6	75	202.5	136	367.2
W.P. Labuan	3	8.1	22	59.4	6	16.2
W.P. Putrajaya			5	13.5	5	13.5
<b>Jumlah / Total</b>	<b>1,196</b>	<b>4,137.6</b>	<b>1,578</b>	<b>5,345.7</b>	<b>1,588</b>	<b>4,779.2</b>

**Nota: Bagi tahun 2015, pelaporan data bagi W.P. Kuala Lumpur adalah termasuk W.P. Putrajaya**

*Note: For the year & 2015, reporting data for W.P. Kuala Lumpur is including W.P. Putrajaya*

**JADUAL 1.6 (b) : GERAN PELANCARAN MENGIKUT KUMPULAN ETNIK, 2015-2017***Table 1.6 (b) : Launching Grants by Ethnic Group, 2015-2017*

Kumpulan Etnik / Ethnic Group	2015		2016		2017	
	Bil. Penerima	RM'000	Bil. Penerima	RM'000	Bil. Penerima	RM'000
	No. of recipient	RM'000	No. of recipient	RM'000	No. of recipient	RM'000
Melayu / Malay	836	2,577.6	1,163	3,595.0	1,339	3,911.0
Cina / Chinese	63	260.5	74	291.1	44	138.7
India / Indian	9	22.3	34	91.1	59	159.3
Psm / Psm (Peninsular natives)	-	0.0	1	2.7	-	-
Psb / Psb (Sabah natives)	-	0.0	7	18.9	34	91.8
Psw / Psw (Sarawak natives)	288	1,277.3	299	1,347.0	85	405.5
Lain-Lain / Others	-	0.0	-	0.0	27	72.9
<b>Jumlah / Total</b>	<b>1,196</b>	<b>4,137.6</b>	<b>1,578</b>	<b>5,345.7</b>	<b>1,588</b>	<b>4,779.2</b>

**JADUAL 1.6 (c) : GERAN PELANCARAN MENGIKUT KATEGORI PENERIMA, 2015-2017***Table 1.6 (c) : Launching Grants by Category of Recipients, 2015-2017*

Kategori Penerima / Category of Recipient	2015		2016		2017	
	Bil. Penerima	RM'000	Bil. Penerima	RM'000	Bil. Penerima	RM'000
	No. of recipient	RM'000	No. of recipient	RM'000	No. of recipient	RM'000
OKU / PWD's	292	927.5	386	1,256.2	302	827
Ibu Tunggal / Single Mother	426	1,532.1	572	1,995.4	429	1,181.8
Bekas Pelatih Institusi JKM / Former Trainees of SWD institutes	0	0.0	0	0.0	0	0.0
Klien Bantuan / Clients Assistance	0	0.0	0	0.0	0	0.0
Lain-lain / Others	0	0.0	0	0.0	0	0.0
Orang Miskin / Poor People	478	1,678.0	620	2,094.2	857	2,770.0
<b>Jumlah / Total</b>	<b>1,196</b>	<b>4,137.6</b>	<b>1,578</b>	<b>5,345.7</b>	<b>1,588</b>	<b>4,779.2</b>

**BAHAGIAN B -  
PERKHIDMATAN LUAR**  
*SECTION B -  
FIELD SERVICES*

**L A P O R A N  
S T A T I S T I K**  
**2017**

JABATAN KEBAJIKAN MASYARAKAT

---

**Bantuan Alat Tiruan / Sokongan (AT)**  
*Financial Assistance of Artificial / Assistive Devices*

B1.7

**JADUAL 1.7 (a) : BANTUAN ALAT TIRUAN / SOKONGAN MENGIKUT NEGERI, 2015-2017***Table 1.7 (a) : Financial Assistance of Artificial /Assistive Devices by State, 2015-2017*

Negeri / State	2015		2016		2017	
	Bil. Penerima	RM'000	Bil. Penerima	RM'000	Bil. Penerima	RM'000
	No. of recipient	RM'000	No. of recipient	RM'000	No. of recipient	RM'000
Johor	187	388.0	93	196.5	130	303.8
Kedah	163	352.7	166	152.7	144	179.6
Kelantan	69	48.9	91	86.1	87	49.1
Melaka	0	0.0	0	0.0	248	751.1
Negeri Sembilan	186	419.5	214	512.4	221	410.4
Pahang	12	54.9	12	51.7	83	171.6
Perak	41	84.3	8	6.2	43	155.8
Perlis	98	52.9	147	69.2	246	61.4
Pulau Pinang	34	68.3	31	16.2	4	6.9
Sabah	126	144.4	87	87.4	312	246.9
Sarawak	171	335.8	157	400.8	211	509.7
Selangor	157	328.8	123	308.8	129	332.9
Terengganu	114	260.5	110	233.2	181	289.0
W.P. Kuala Lumpur*	49	168.1	76	277.5	31	110.2
W.P. Labuan	5	22.3	6	21.9	1	4.4
W.P. Putrajaya			2	5.3	6	11.0
<b>Jumlah / Total</b>	<b>1,412</b>	<b>2,729.4</b>	<b>1,323</b>	<b>2,425.8</b>	<b>2,077</b>	<b>3,593.8</b>

Nota: Bagi tahun 2015, pelaporan data bagi W.P. Kuala Lumpur adalah termasuk W.P. Putrajaya  
 Note: For the year 2015, reporting data for W.P. Kuala Lumpur is including W.P. Putrajaya

**JADUAL 1.7 (b) : BANTUAN ALAT TIRUAN / SOKONGAN MENGIKUT KUMPULAN ETNIK, 2015-2017***Table 1.7 (b) : Financial Assistance of Artificial /Assistive Devices by Ethnic Group, 2015-2017*

Kumpulan Etnik / Ethnic Group	2015		2016		2017	
	Bil. Penerima	RM'000	Bil. Penerima	RM'000	Bil. Penerima	RM'000
	No. of recipient	RM'000	No. of recipient	RM'000	No. of recipient	RM'000
Melayu / Malay	881	1,610.9	868	1,369.7	1,268	2,110.8
Cina / Chinese	174	461.8	161	382.7	217	601.2
India / Indian	138	352.4	120	256.2	167	338.6
Psm / Psm (Peninsular natives)	3	6.1	-	0.0	-	0.0
Psb / Psb (Sabah natives)	129	154.9	55	61.0	290	212.1
Psw / Psw (Sarawak natives)	82	137.2	113	335.3	134	326.8
Lain-Lain / Others	5	6.2	6	20.9	1	4.4
<b>Jumlah / Total</b>	<b>1,412</b>	<b>2,729.4</b>	<b>1,323</b>	<b>2,425.8</b>	<b>2,077</b>	<b>3,593.8</b>



**JADUAL 1.7 (c) : BANTUAN ALAT TIRUAN / SOKONGAN MENGIKUT JENIS ALAT TIRUAN, 2015-2017**  
*Table 1.7 (c) : Financial Assistance of Artificial /Assistive Devices by Type of Artificial Limbs, 2015-2017*

Alat Tiruan / Artificial Limb	2015		2016		2017	
	Bil. Penerima	RM'000	Bil. Penerima	RM'000	Bil. Penerima	RM'000
	No. of recipient	RM'000	No. of recipient	RM'000	No. of recipient	RM'000
Alat pendengaran / Hearing aids	358	1,140.0	298	975.9	320	1,008.1
Kaki palsu / Artificial legs	162	666.9	114	547.3	154	831.5
Lengan palsu / Artificial arm	12	66.2	5	42.0	10	22.1
Kalipers / Calipers	23	29.2	14	5.5	49	110.6
Kerusi roda / Wheelchairs	596	514.1	554	380.9	815	437.2
Tongkat / Walking sticks	39	3.7	39	3.9	77	12.9
Tongkat ketiak / Crutches	0	0.0	0	0.0	0	0.0
Lain-lain / Others	222	309.2	299	470.5	652	1,171.5
<b>Jumlah / Total</b>	<b>1,412</b>	<b>2,729.4</b>	<b>1,323</b>	<b>2,425.8</b>	<b>2,077</b>	<b>3,593.8</b>

**BAHAGIAN B -  
PERKHIDMATAN LUAR**  
*SECTION B -  
FIELD SERVICES*

**L A P O R A N  
S T A T I S T I K**  
**2017**

JABATAN KEBAJIKAN MASYARAKAT

**Elaun Perantis**

B1.8

*Apperantices Allowances*

**JADUAL 1.8 (a) : ELAUN PERANTIS MENGIKUT NEGERI, 2015 - 2017**  
*Table 1.8 (a) : Apperantices Allowances by State, 2015-2017*

Negeri / State	2015		2016		2017	
	Bil. Penerima	RM'000	Bil. Penerima	RM'000	Bil. Penerima	RM'000
	No. of recipient	RM'000	No. of recipient	RM'000	No. of recipient	RM'000
Johor	27	69.2	22	60.4	30	60.8
Kedah	8	79.9	0	46.2	29	285.9
Kelantan	4	15.4	2	16.4	2	7.7
Melaka	4	9.6	3	6.2	1	3.8
Negeri Sembilan	17	33.8	10	32.2	10	23.2
Pahang	0	1.4	0	0.0	2	5.2
Perak	26	58.0	29	67.2	27	60.4
Perlis	20	134.6	20	172.4	11	114.0
Pulau Pinang	0	0.0	2	21.6	0	6.4
Sabah	0	0.0	0	0.0	0	6.0
Sarawak	1	3.0	1	3.9	6	14.2
Selangor	33	108.4	30	101.5	25	81.3
Terengganu	12	75.6	14	71.0	12	90.0
W.P. Kuala Lumpur*	7	11.5	3	13.4	9	16.8
W.P. Labuan	0	0.0	0	0.0	0	0.0
W.P. Putrajaya			0	0.0	0	0.0
<b>Jumlah / Total</b>	<b>159</b>	<b>600.4</b>	<b>136</b>	<b>612.3</b>	<b>164</b>	<b>775.6</b>

Nota: Bagi tahun 2015, pelaporan data bagi W.P. Kuala Lumpur adalah termasuk W.P. Putrajaya  
 Note: For the year 2015, reporting data for W.P. Kuala Lumpur is including W.P. Putrajaya

**JADUAL 1.8 (b) : ELAUN PERANTIS MENGIKUT KUMPULAN ETNIK, 2015-2017***Table 1.8 (b) : Apperantices Allowance by Ethnic Group, 2015-2017*

Kumpulan Etnik / <i>Ethnic Group</i>	2015		2016		2017	
	Bil. Penerima	RM'000	Bil. Penerima	RM'000	Bil. Penerima	RM'000
	<i>No. of recipient</i>	<i>RM'000</i>	<i>No. of recipient</i>	<i>RM'000</i>	<i>No. of recipient</i>	<i>RM'000</i>
Melayu / <i>Malay</i>	154	579.4	130	598.7	149	730.9
Cina / <i>Chinese</i>	-	2.7	1	1.8	5	8.9
India / <i>Indian</i>	4	16.5	4	9.5	7	23.2
Psm / <i>Psm (Peninsular natives)</i>	-	0.0	-	0.0	-	0.2
Psb / <i>Psb (Sabah natives)</i>	-	0.0	-	0.0	-	6.0
Psw / <i>Psw (Sarawak natives)</i>	1	1.8	1	2.4	3	6.2
Lain-Lain / <i>Others</i>	-	0.0	-	0.0	-	0.4
<b>Jumlah / <i>Total</i></b>	<b>159</b>	<b>600.4</b>	<b>136</b>	<b>612.3</b>	<b>164</b>	<b>775.6</b>



**BAHAGIAN B -  
PERKHIDMATAN LUAR**  
*SECTION B -  
FIELD SERVICES*

**L A P O R A N  
S T A T I S T I K**  
**2017**

JABATAN KEBAJIKAN MASYARAKAT

**Bantuan OKU Terlantar  
Pesakit Kronik Terlantar (BPT)**

*Financial Assistance for Bed-Ridden PWD's /  
Chronically Ill Patients*

B1.9

### JADUAL 1.9 (a) : BANTUAN OKU TERLANTAR/ PESAKIT KRONIK TERLANTAR (BPT) MENGIKUT NEGERI, 2015-2017

Table 1.9 (a) : Financial Assistance for the Bed-Ridden PWD's/Chronically Ill Patients by State, 2015-2017

Negeri / State	2015		2016		2017	
	Bil. Penerima	RM'000	Bil. Penerima	RM'000	Bil. Penerima	RM'000
	No. of recipient	RM'000	No. of recipient	RM'000	No. of recipient	RM'000
Johor	3,194	12,166.2	2,857	10,891.6	3,004	10,448.1
Kedah	3,427	13,039.1	3,054	12,489.8	3,795	12,514.9
Kelantan	2,303	8,652.4	2,388	8,554.7	2,532	8,874.2
Melaka	1,123	4,101.0	1,007	4,055.4	973	3,549.6
Negeri Sembilan	923	3,265.7	956	3,381.3	916	3,395.7
Pahang	2,030	7,269.0	1,987	7,196.7	1,677	6,395.4
Perak	2,383	8,784.6	2,314	8,554.8	2,383	8,543.5
Perlis	685	2,427.3	626	2,262.3	617	2,226.6
Pulau Pinang	1,090	4,142.7	959	3,753.9	986	3,696.6
Sabah	2,432	8,774.4	1,963	8,116.3	2,296	7,193.5
Sarawak	2,058	7,711.0	2,107	7,351.2	1,952	7,213.6
Selangor	2,154	8,151.3	2,041	7,589.1	1,995	7,424.1
Terengganu	1,532	5,240.5	1,461	5,420.7	1,481	5,249.1
W.P. Kuala Lumpur*	616	2,115.6	438	2,025.9	436	1,578.9
W.P. Labuan	28	96.3	32	96.0	30	115.8
W.P. Putrajaya			3	16.8	9	22.2
<b>Jumlah / Total</b>	<b>25,978</b>	<b>95,937.1</b>	<b>24,193</b>	<b>91,756.3</b>	<b>25,082</b>	<b>88,441.5</b>

Nota: Bagi tahun 2015, pelaporan data bagi W.P. Kuala Lumpur adalah termasuk W.P. Putrajaya  
Note: For the year 2015, reporting data for W.P. Kuala Lumpur is including W.P. Putrajaya

### JADUAL 1.9 (b) : BANTUAN OKU TERLANTAR/ PESAKIT KRONIK TERLANTAR MENGIKUT KUMPULAN ETNIK, 2015-2017

Table 1.9 (b) : Financial Assistance for the Bed-Ridden PWD's/Chronically Ill Patients by Ethnic Group, 2015-2017

Kumpulan Etnik / Ethnic Group	2015		2016		2017	
	Bil. Penerima	RM'000	Bil. Penerima	RM'000	Bil. Penerima	RM'000
	No. of recipient	RM'000	No. of recipient	RM'000	No. of recipient	RM'000
Melayu / Malay	15,680	58,144.6	14,866	55,446.3	15,709	55,394.3
Cina / Chinese	4,007	14,651.5	3,637	13,904.9	3,360	12,499.6
India / Indian	2,607	9,608.7	2,421	9,262.8	2,581	8,577.1
Psm / Psm (Peninsular natives)	80	298.2	82	308.4	166	318.9
Psb / Psb (Sabah natives)	1,850	6,780.6	1,472	6,334.5	1,445	5,030.3
Psw / Psw (Sarawak natives)	1,221	4,700.0	1,226	4,293.3	1,262	4,313.6
Lain-Lain / Others	533	1,753.5	489	2,206.2	559	2,307.9
<b>Jumlah / Total</b>	<b>25,978</b>	<b>95,937.1</b>	<b>24,193</b>	<b>91,756.3</b>	<b>25,082</b>	<b>88,441.5</b>





**BAHAGIAN B -  
PERKHIDMATAN LUAR**  
*SECTION B -  
FIELD SERVICES*

**L A P O R A N  
S T A T I S T I K**  
**2017**

JABATAN KEBAJIKAN MASYARAKAT

**BANTUAN OKU TIDAK BERUPAYA BEKERJA (BTB)**

*Financial Assistance for PWD's Incapable of Work*

B1.10

**JADUAL 1.10 (a) : BANTUAN OKU TIDAK BERUPAYA BEKERJA (BTB) MENGIKUT NEGERI, 2015-2017***Table 1.10 (a) : Financial Assistance for PWD's Incapable of Work by State, 2015-2017*

Negeri / State	2015		2016		2017	
	Bil. Penerima	RM'000	Bil. Penerima	RM'000	Bil. Penerima	RM'000
	No. of recipient	RM'000	No. of recipient	RM'000	No. of recipient	RM'000
Johor	6,933	16,118.6	6,916	16,760.6	7,727	17,182.0
Kedah	4,484	10,382.3	4,271	10,965.1	5,729	12,529.1
Kelantan	4,892	10,951.2	5,323	12,256.0	6,038	14,114.4
Melaka	2,136	4,926.2	2,310	5,373.2	2,600	5,939.2
Negeri Sembilan	2,319	5,243.6	2,614	5,906.4	2,757	6,558.0
Pahang	3,077	7,086.4	3,392	7,915.8	3,339	7,863.6
Perak	5,773	13,755.6	6,141	14,502.1	6,986	16,056.8
Perlis	573	1,316.2	651	1,630.4	639	1,538.4
Pulau Pinang	2,225	5,201.2	1,920	5,411.0	2,426	5,596.4
Sabah	280	604.1	369	709.9	803	1,237.5
Sarawak	5,355	11,928.1	6,059	16,829.8	6,345	17,736.4
Selangor	6,107	13,606.2	6,917	15,725.6	7,335	17,300.3
Terengganu	2,209	4,885.8	2,361	5,480.0	2,685	6,161.6
W.P. Kuala Lumpur*	1,589	3,420.0	1,519	3,820.6	1,751	3,970.4
W.P. Labuan	86	197.4	91	293.1	94	238.1
W.P. Putrajaya			58	131	64	148.6
<b>Jumlah / Total</b>	<b>48,038</b>	<b>109,622.7</b>	<b>50,912</b>	<b>123,710.7</b>	<b>57,318</b>	<b>134,170.8</b>

Nota: Bagi tahun 2015, pelaporan data bagi W.P. Kuala Lumpur adalah termasuk W.P. Putrajaya

Note: For the year 2015, reporting data for W.P. Kuala Lumpur is including W.P. Putrajaya

### JADUAL 1.10 (b) : BANTUAN OKU TIDAK BERUPAYA BEKERJA (BTB) MENGIKUT KUMPULAN ETNIK, 2015-2017

Table 1.10 (b) : Financial Assistance for PWD's Incapable of Work by Ethnic Group, 2015-2017

Kumpulan Etnik / Ethnic Group	2015		2016		2017	
	Bil. Penerima	RM'000	Bil. Penerima	RM'000	Bil. Penerima	RM'000
	No. of recipient	RM'000	No. of recipient	RM'000	No. of recipient	RM'000
Melayu / Malay	28,602	65,515.7	30,233	72,501.9	34,166	79,508.6
Cina / Chinese	9,567	22,064.5	10,129	24,551.9	11,050	26,232.9
India / Indian	6,336	14,383.7	6,521	15,968.0	7,245	16,409.0
Psm / Psm (Peninsular natives)	118	254.3	135	312.4	203	412.8
Psb / Psb (Sabah natives)	245	534.2	303	658.8	577	942.8
Psw / Psw (Sarawak natives)	2,916	6,365.5	3,291	9,016.3	3,462	9,472.7
Lain-Lain / Others	254	504.8	300	701.5	615	1,192.1
<b>Jumlah / Total</b>	<b>48,038</b>	<b>109,622.7</b>	<b>50,912</b>	<b>123,710.7</b>	<b>57,318</b>	<b>134,170.8</b>



**BAHAGIAN B -  
PERKHIDMATAN LUAR**  
*SECTION B -  
FIELD SERVICES*

**L A P O R A N  
S T A T I S T I K**  
**2017**

JABATAN KEBAJIKAN MASYARAKAT

**KANAK-KANAK YANG MEMERLUKAN  
PERLINDUNGAN DAN PEMULIHAN**

*Children In Need of Protection and Rehabilitation*

B2

## JADUAL 2.1 : KANAK-KANAK YANG MEMERLUKAN PERLINDUNGAN DAN PEMULIHAN MENGIKUT NEGERI DAN JANTINA, 2017

Table 2.1 : Children In Need of Protection and Rehabilitation by State and Sex, 2017

Negeri / State	Jantina / Gender		
	L / M	P / F	Jumlah / Total
Johor	0	19	19
Kedah	0	32	32
Kelantan	1	4	5
Melaka	2	6	8
Negeri Sembilan	0	1	1
Pahang	0	31	31
Perak	0	18	18
Perlis	0	1	1
Pulau Pinang	0	7	7
Sabah	0	5	5
Sarawak	0	6	6
Selangor	1	39	40
Terengganu	6	1	7
W.P. Kuala Lumpur	0	2	2
W.P. Labuan	0	0	0
<b>Jumlah / Total</b>	<b>10</b>	<b>172</b>	<b>182</b>

## JADUAL 2.2 : KANAK-KANAK YANG MEMERLUKAN PERLINDUNGAN DAN PEMULIHAN MENGIKUT KUMPULAN ETNIK DAN JANTINA, 2017

Table 2.2 : Children In Need of Protection and Rehabilitation by Ethnic Group and Sex, 2017

Negeri / State	Melayu			Cina			India			PSm			PSb			PSw			Lain-lain			JUMLAH					
	Malay			Chinese			Indian			PSm (Peninsular Natives)			PSb (Sabah Natives)			PSw (Sarawak Natives)			Others			Total					
	L	P	Jum	L	P	Jum	L	P	Jum	L	P	Jum	L	P	Jum	L	P	Jum	L	P	Jum	L	P	Jum	L	P	Jum
	M	F	Total	M	F	Total	M	F	Total	M	F	Total	M	F	Total	M	F	Total	M	F	Total	M	F	Total	M	F	Total
Johor	0	16	16	0	2	2	0	0	0	0	1	1	0	0	0	0	0	0	0	0	0	0	0	0	0	19	19
Kedah	0	28	28	0	0	0	0	4	4	0	0	0	0	0	0	0	0	0	0	0	0	0	0	0	0	32	32
Kelantan	1	4	5	0	0	0	0	0	0	0	0	0	0	0	0	0	0	0	0	0	0	0	1	4	5		
Melaka	0	6	6	0	0	0	2	0	2	0	0	0	0	0	0	0	0	0	0	0	0	0	2	6	8		
Negeri Sembilan	0	0	0	0	1	1	0	0	0	0	0	0	0	0	0	0	0	0	0	0	0	0	0	0	0	1	1
Pahang	0	8	8	0	0	0	0	0	0	0	23	23	0	0	0	0	0	0	0	0	0	0	0	0	0	31	31
Perak	0	18	18	0	0	0	0	0	0	0	0	0	0	0	0	0	0	0	0	0	0	0	0	0	0	18	18
Perlis	0	1	1	0	0	0	0	0	0	0	0	0	0	0	0	0	0	0	0	0	0	0	0	0	0	1	1
Pulau Pinang	0	7	7	0	0	0	0	0	0	0	0	0	0	0	0	0	0	0	0	0	0	0	0	0	0	7	7
Sabah	0	0	0	0	0	0	0	0	0	0	0	0	0	4	4	0	0	0	0	1	1	0	5	5			
Sarawak	0	2	2	0	0	0	0	0	0	0	0	0	0	0	0	0	4	4	0	0	0	0	6	6			
Selangor	1	30	31	0	0	0	0	6	6	0	0	0	0	1	1	0	0	0	0	2	2	1	39	40			
Terengganu	6	1	7	0	0	0	0	0	0	0	0	0	0	0	0	0	0	0	0	0	0	0	6	1	7		
W.P. Kuala Lumpur	0	1	1	0	1	1	0	0	0	0	0	0	0	0	0	0	0	0	0	0	0	0	2	2			
W.P. Labuan	0	0	0	0	0	0	0	0	0	0	0	0	0	0	0	0	0	0	0	0	0	0	0	0	0	0	0
<b>Jumlah / Total</b>	<b>8</b>	<b>122</b>	<b>130</b>	<b>0</b>	<b>4</b>	<b>4</b>	<b>2</b>	<b>10</b>	<b>12</b>	<b>0</b>	<b>24</b>	<b>24</b>	<b>0</b>	<b>5</b>	<b>5</b>	<b>0</b>	<b>4</b>	<b>4</b>	<b>0</b>	<b>3</b>	<b>3</b>	<b>10</b>	<b>172</b>	<b>182</b>			



### JADUAL 2.3 : KANAK-KANAK YANG MEMERLUKAN PELINDUNGAN DAN PEMULIHAN MENGIKUT JENIS KES DAN JANTINA, 2017

Table 2.3 : Children In Need of Protection and Rehabilitation by Type of Cases and Sex, 2017

Jenis Kes / Type of Case	Jantina / Gender		
	L / M	P / F	Jumlah / Total
Kanak-kanak yang memerlukan perlindungan dan pemulihan / <i>Children in need of protection and rehabilitation</i>			
(a) Seksyen 38 (a) / Section 38 (a)	1	4	5
(b) Seksyen 38 (b) / Section 38 (b)	0	0	0
(c) Seksyen 38 © / Section 38 (c)	0	0	0
Memindahkan kanak-kanak ke tempat perlindungan / <i>Transfer of children to place of refuge</i>			
(a) Seksyen 39 (1) / Section 39 (1)	2	0	2
(b) Seksyen 39 (2) / Section 39 (2)	0	0	0
(c) Seksyen 39 (3) / Section 39 (3)	0	1	1
(d) Seksyen 39 (4) (a) / Section 39 (4) (a)	0	0	0
(e) Seksyen 39 (4) (b) / Section 39 (4) (b)	0	1	1
(f) Seksyen 39 (5) / Section 39 (5)	0	0	0
(a) Seksyen 41 (2) (a) / Section 41 (2) (a)	0	11	11
(b) Seksyen 41 (2) (b) / Section 41 (2) (b)	0	13	13
(c) Seksyen 41 (2) (c) / Section 41 (2) (c)	0	3	3
(d) Seksyen 41 (2) (d) / Section 41 (2) (d)	7	139	146
<b>Jumlah / Total</b>	<b>10</b>	<b>172</b>	<b>182</b>

**BAHAGIAN B -  
PERKHIDMATAN LUAR**  
*SECTION B -  
FIELD SERVICES*

**L A P O R A N  
S T A T I S T I K**  
**2017**

JABATAN KEBAJIKAN MASYARAKAT

**KANAK-KANAK YANG TERLIBAT DENGAN JENAYAH**

*Children Involved In Crime*

B3

**JADUAL 3.1 : KANAK-KANAK YANG TERLIBAT DENGAN JENAYAH MENGIKUT NEGERI DAN JANTINA, 2017***Table 3.1 : Children Involved In Crime by State and Sex, 2017*

Negeri / State	Jantina / Gender		
	L / M	P / F	Jumlah / Total
Johor	531	35	566
Kedah	392	13	405
Kelantan	571	14	585
Melaka	159	9	168
Negeri Sembilan	166	13	179
Pahang	367	23	390
Perak	252	19	271
Perlis	157	1	158
Pulau Pinang	486	20	506
Sabah	430	46	476
Sarawak	317	22	339
Selangor	756	42	798
Terengganu	138	0	138
W.P. Kuala Lumpur	385	36	421
W.P. Labuan	20	0	20
Putrajaya	19	4	23
<b>Jumlah / Total</b>	<b>5,146</b>	<b>297</b>	<b>5,443</b>

### JADUAL 3.2 : KANAK-KANAK YANG TERLIBAT DENGAN JENAYAH MENGIKUT KUMPULAN ETNIK DAN JANTINA, 2017

Table 3.2 : Children Involved In Crime by Ethnic Group and Sex, 2017

Kumpulan Etnik / Ethnic Group	Jantina / Gender		
	L / M	P / F	Jumlah / Total
Melayu / Malay	3,691	207	3,898
Cina / Chinese	347	13	360
India / Indian	435	16	451
PSm / PSm ( Peninsular Natives)	12	1	13
PSb / PSb ( Sabah Natives)	262	27	289
PSw / PSw ( Sarawak Natives)	130	11	141
Lain-lain / Others	269	22	291
<b>Jumlah / Total</b>	<b>5,146</b>	<b>297</b>	<b>5,443</b>

**JADUAL 3.3 : KANAK-KANAK YANG TERLIBAT DENGAN JENYAH MENGIKUT JENIS KESALAHAN DAN JANTINA, 2017**  
*Table 3.3 : Children Involved In Crime by Type of Crimes and Sex, 2017*

Jenis Kesalahan / <i>Type of Crimes</i>	Jantina / <i>Gender</i>		
	L / M	P / F	Jumlah / <i>Total</i>
Bersabit dengan harta benda / <i>Property-related crimes</i>	1,546	60	1,606
Bersabit dengan orang / <i>People-related crimes</i>	731	10	741
Akta Kesalahan Kecil / <i>Minor Offence Act</i>	87	4	91
Melanggar Syarat Pengawasan / <i>Infringement of Supervision Terms</i>	5	0	5
Dadah / <i>Drug</i>	1,729	142	1,871
Judi / <i>Gamble</i>	43	5	48
Senjata/bahan api / <i>Weapon/ Fire Arms</i>	30	0	30
Lalulintas / <i>Traffic</i>	347	21	368
Lari dari Sekolah Diluluskan / <i>Escape from an Approved School</i>	10	0	10
Lain-lain / <i>Others</i>	618	55	673
<b>Jumlah / <i>Total</i></b>	<b>5,146</b>	<b>297</b>	<b>5,443</b>

#### Lain-lain / *Others*

Permohonan tidak terkawal / *Beyond Control Application*

Di bawah Akta Perikanan / *Under the Fisheries Act*

Merayau tanpa kad pengenalan / *Wanders without identification cards*

Masuk kawasan larangan / *In prohibited areas*

Memiliki bahan lucah / *Owned the pornographic material*

Di bawah Akta Pengangkutan / *Under the Transport Act*

Di bawah Akta Mencegah Rasuah / *Under the Anti-corruption Act*

Di bawah Akta Telekom / *Under the Telecom Act*

Di bawah Ordinan Keracunan / *Under the Ordinance, Poisoning*

### JADUAL 3.4 : KANAK-KANAK YANG TERLIBAT DENGAN JENAYAH MENGIKUT JENIS KESALAHAN, KUMPULAN ETNIK DAN JANTINA, 2017

Table 3.4 : Children Involved In Crime by Type of Crimes, Ethnic Group and Sex, 2017

Jenis Kesalahan / Type of Crimes	Melayu		Cina		India		PSm		PSb		PSw		Lain-Lain		Jumlah	
	Malay		Chinese		Indian		PSm (Peninsular Natives)		PSb (Sabah Natives)		PSw (Sarawak Natives)		Others		Total	
	L	P	L	P	L	P	L	P	L	P	L	P	L	P	L	P
	M	F	M	F	M	F	M	F	M	F	M	F	M	F	M	F
Bersabit dengan harta benda / Property-related crimes	1,179	51	80	1	126	5	11	0	81	1	33	2	36	0	1,546	60
Bersabit dengan orang / People-related crimes	540	7	67	1	70	0	1	0	26	1	16	0	11	1	731	10
Akta Kesalahan Kecil / Minor Offence Act	50	1	20	1	7	0	0	0	6	1	0	1	4	0	87	4
Melanggar Syarat Pengawasan / Infringement of Supervision Terms	4	0	0	0	1	0	0	0	0	0	0	0	0	0	5	0
Dadah / Drug	1,339	105	67	6	126	5	0	1	80	11	30	4	87	10	1,729	142
Judi / Gamble	7	1	32	1	2	0	0	0	0	2	2	1	0	0	43	5
Senjata/bahan api / Weapon/ Fire Arms	18	0	0	0	5	0	0	0	2	0	1	0	4	0	30	0
Lalulintas / Traffic	207	11	22	1	8	0	0	0	55	3	14	1	41	5	347	21
Lari dari Sekolah Diluluskan / Escape from an Approved School	8	0	0	0	0	0	0	0	2	0	0	0	0	0	10	0
Lain-lain / Others	339	31	59	2	90	6	0	0	10	8	34	2	86	6	618	55
<b>Jumlah / Total</b>	<b>3,691</b>	<b>207</b>	<b>347</b>	<b>13</b>	<b>435</b>	<b>16</b>	<b>12</b>	<b>1</b>	<b>262</b>	<b>27</b>	<b>130</b>	<b>11</b>	<b>269</b>	<b>22</b>	<b>5,146</b>	<b>297</b>

### JADUAL 3.5 : KANAK-KANAK YANG TERLIBAT DENGAN JENYAH MENGIKUT JENIS KESALAHAN, KUMPULAN UMUR DAN JANTINA, 2017

Table 3.5 : Children Involved In Crime by Type of Crimes, Age Group and Sex, 2017

Jenis Kesalahan / Type of Crimes	10 - 12 tahun / age			13 - 15 tahun / age			16 - 17 tahun / age			18 - 21 tahun / age			Jumlah / Total		
	L / M	P / F	Jum / Total	L / M	P / F	Jum / Total	L / M	P / F	Jum / Total	L / M	P / F	Jum / Total	L / M	P / F	Jum / Total
Bersabit dengan harta benda / Property-related crimes	55	0	55	414	14	428	1,008	43	1,051	70	1	71	1,547	58	1,605
Bersabit dengan orang / People-related crimes	36	0	36	143	6	149	532	10	542	51	0	51	762	16	778
Akta Kesalahan Kecil / Minor Offence Act	5	1	6	16	1	17	56	2	58	3	0	3	80	4	84
Melanggar Syarat Pengawasan / Infringement of Supervision Terms	0	0	0	0	0	0	4	0	4	1	0	1	5	0	5
Dadah / Drug	64	0	64	255	36	291	1,223	93	1,316	155	11	166	1,697	140	1,837
Judi / Gamble	0	0	0	4	0	4	31	5	36	5	0	5	40	5	45
Senjata/bahan api / Weapon/ Fire Arms	1	0	1	5	0	5	24	0	24	3	0	3	33	0	33
Lalulintas / Traffic	29	2	31	93	4	97	208	11	219	8	2	10	338	19	357
Lari dari Sekolah Diluluskan / Escape from an Approved School	1	0	1	3	0	3	9	0	9	0	0	0	13	0	13
Lain-lain / Others	27	4	31	103	9	112	423	34	457	78	8	86	631	55	686
<b>Jumlah / Total</b>	<b>218</b>	<b>7</b>	<b>225</b>	<b>1,036</b>	<b>70</b>	<b>1,106</b>	<b>3,518</b>	<b>198</b>	<b>3,716</b>	<b>374</b>	<b>22</b>	<b>396</b>	<b>5,146</b>	<b>297</b>	<b>5,443</b>

### JADUAL 3.6 : KANAK-KANAK YANG TERLIBAT DENGAN JENAYAH MENGIKUT KATEGORI MAHKAMAH, KUMPULAN ETNIK DAN JANTINA, 2017

Table 3.6 : Children Involved In Crime by Categories of Court , Ethnic Group and Sex, 2017

Peringkat Mahkamah / Court Level	Melayu		Cina		India		PSm		PSb		PSw		Lain-Lain		Jumlah	
	Malay		Chinese		Indian		PSm (Peninsular Natives)		PSb (Sabah Natives)		PSw (Sarawak Natives)		Others		Total	
	L / M	P / F	L / M	P / F	L / M	P / F	L / M	P / F	L / M	P / F	L / M	P / F	L / M	P / F	L / M	P / F
Mahkamah Bagi Kanak-Kanak / Court for Children																
(a) melalui pendakwaan / Indictment	3,289	170	274	13	362	15	12	0	234	22	105	11	260	22	<b>4,536</b>	<b>253</b>
(b) kes tidak terkawal / Cases beyond control	84	15	12	0	15	1	0	0	0	0	0	0	2	0	<b>113</b>	<b>16</b>
Mahkamah Majistret / Magistrate Court	298	21	47	0	34	0	0	1	22	4	25	0	5	0	<b>431</b>	<b>26</b>
Mahkamah Sesyen / Sesyen Court	35	1	1	0	20	0	0	0	3	0	0	0	1	0	<b>60</b>	<b>1</b>
Mahkamah Tinggi / High Court	4	0	1	0	0	0	0	0	1	1	0	0	0	0	<b>6</b>	<b>1</b>
<b>Jumlah / Total</b>	<b>3,710</b>	<b>207</b>	<b>335</b>	<b>13</b>	<b>431</b>	<b>16</b>	<b>12</b>	<b>1</b>	<b>260</b>	<b>27</b>	<b>130</b>	<b>11</b>	<b>268</b>	<b>22</b>	<b>5,146</b>	<b>297</b>



**JADUAL 3.7 : KANAK-KANAK YANG TERLIBAT DENGAN JENAYAH MENGIKUT PENJAGA, 2017***Table 3.7 : Children Involved In Crime by Type of Carers, 2017*

<b>Kawalan / Penjagaan / Custodial / Guardianship</b>	<b>Bilangan / Number</b>
Bersama ibubapa / <i>With parents</i>	3,402
Bersama ibu / ibu tunggal / <i>With mother / single mother</i>	800
Bersama bapa / duda / <i>with father / widower</i>	259
Bersama ibu dan bapa tiri / <i>With mother and step father</i>	307
Bersama bapa dan ibu tiri / <i>With father and step mother</i>	90
Bersama datuk dan nenek / <i>With grandparents</i>	137
Bersama ahli keluarga terdekat / <i>With close family members</i>	174
Tinggal sendiri / <i>Staying alone</i>	65
Bersama kawan / <i>With friends</i>	48
Tidak menentu / lari dari rumah / <i>Unsure / Run-away from home</i>	23
Lain-Lain / <i>Others</i>	138
<b>Jumlah / Total</b>	<b>5,443</b>

**Lain-lain / Others**Suami/adik-beradik / *Husband/siblings*Ibubapa angkat/adik-beradik angkat / *Foster parents/foster siblings*Pusat NGO / *The NGO's center*

**JADUAL 3.8 : KANAK-KANAK YANG TERLIBAT DENGAN JENAYAH MENGIKUT JENIS KEDIAMAN, 2017***Table 3.8 : Children Involved In Crime by Type of Residences, 2017*

<b>Kawasan Kediaman / Residential Area</b>	<b>Bilangan / Number</b>
Banglo / <i>Bungalow</i>	34
Kondo Mewah / <i>High-End Condomium</i>	10
Rumah Berkembar / <i>Semi-Detached House</i>	173
Rumah Teres / Berangkai / <i>Terrace House</i>	1,475
Rumah Pangsa / Kondo Rakyat / <i>Public Condomium</i>	967
Rumah Kampung / Rumah Panjang / <i>Long House</i>	2,106
Rumah Setinggalan (bandar) / <i>Squatter House (urban)</i>	203
Setinggalan Luar Bandar / <i>Squatter House (rural)</i>	98
Di Asrama Sekolah / Kolej / <i>Hostel in School / College</i>	11
Lain-Lain (Nyatakan) / <i>Others</i>	366
<b>Jumlah / Total</b>	<b>5,443</b>

**Lain-lain / Others**

Institusi / *Institutions*

Rumah PPRT / apartment / rumah kedai / *PPRT houses / apartment / shop house*

Kuarters / felda / cluster / *Quarters / felda / cluster*

Ladang / pondok / bilik / *Farm / kennel / room*



**BAHAGIAN B -  
PERKHIDMATAN LUAR**  
*SECTION B -  
FIELD SERVICES*

**L A P O R A N  
S T A T I S T I K**

**2017**

JABATAN KEBAJIKAN MASYARAKAT

**KANAK-KANAK YANG MEMERLUKAN  
PEMELIHARAAN DAN PERLINDUNGAN**

*Children In Need of Care and Protection*

B4

### JADUAL 4.1 : KANAK-KANAK YANG MEMERLUKAN PEMELIHARAAN DAN PERLINDUNGAN MENGIKUT PERUJUK, 2017

Table 4.1 : Children In Need of Care and Protection by Referrel, 2017

Tahun / Year	Bil. Kes / No. of Cases
Punca Rujukan / Refferel	
Talian Kasih 15999 / Talian Kasih 15999	309
Polis / Police	181
Pengamal Perubatan Swasta / Private Medical Centre	47
Hospital Kerajaan / Government Hospital	3,149
Orang Awam / Public	807
Media / Media	153
PKMD / PKMD	219
Sekolah/ School	85
Tadika/Taska / Kindergarten / Daycare	12
Ahli Keluarga / Family	264
Lain-lain (Nyatakan) / Others	311
<b>Jumlah / Total</b>	<b>5,537</b>

#### Lain-lain / Others

RKK / NGO / penjaga / RKK / NGO / guardian

Operasi / kaunseling / surat / Operation / counselling / letter

Mahkamah Tinggi DLL / High Court etc.

## JADUAL 4.2 : KANAK-KANAK YANG MEMERLUKAN PEMELIHARAAN DAN PERLINDUNGAN MENGIKUT NEGERI DAN JANTINA, 2017

Table 4.2 : Children In Need of Care and Protection by State and Sex, 2017

Negeri / State	Jantina / Gender		
	L / M	P / F	Jumlah / Total
Johor	104	121	225
Kedah	144	258	402
Kelantan	19	26	45
Melaka	57	89	146
Negeri Sembilan	153	161	314
Pahang	74	190	264
Perak	114	186	300
Perlis	13	55	68
Pulau Pinang	129	159	288
Sabah	79	237	316
Sarawak	66	117	183
Selangor	642	1044	1,686
Terengganu	107	137	244
W.P. Kuala Lumpur	446	563	1,009
W.P. Labuan	0	0	0
W.P. Putrajaya	27	20	47
<b>Jumlah / Total</b>	<b>2,174</b>	<b>3,363</b>	<b>5,537</b>

### JADUAL 4.3 : KANAK-KANAK YANG MEMERLUKAN PEMELIHARAAN DAN PERLINDUNGAN MENGIKUT KUMPULAN ETNIK, JANTINA DAN JENIS KES, 2017

Table 4.3 : Children In Need of Care and Protection by Ethnic Group, Sex and Type of Cases, 2017

Jenis Kes / Type of Cases	Melayu		Cina		I		PSm		PSb		PSw		L		JUMLAH	
	Malay		Chinese		Indian		PSm		PSb		PSw		Others		Total	
	L	P	L	P	L	P	L	P	L	P	L	P	L	P	L	P
	M	F	M	F	M	F	M	F	M	F	M	F	M	F	M	F
Sek. 17(1)(a) - i. Fizikal / Physical	378	338	50	44	72	92	0	1	12	8	9	15	13	20	534	518
ii. Emosi / Emotion	15	25	0	2	4	2	0	0	0	1	0	0	0	1	19	31
iii. Seksual / Sexual	41	354	1	29	6	23	0	22	2	94	0	16	3	34	53	572
Sek. 17(1)(b) - i. Fizikal / Physical	237	168	30	29	39	32	0	0	2	2	0	0	24	13	332	244
ii. Emosi / Emotion	2	4	1	1	0	1	0	0	0	0	0	0	1	1	4	7
iii. Seksual / Sexual	61	555	3	42	1	58	0	6	0	18	0	11	0	17	65	707
Sek. 17(1)(c)	74	250	8	18	17	30	1	0	1	3	0	0	9	4	110	305
Sek. 17(1)(d)	647	611	72	73	87	74	2	1	33	37	26	31	78	52	945	879
Sek. 17(1)(e) - i. Kanak-kanak tiada ibu/bapa/penjaga / Children without mother / father / guardian	25	22	2	4	0	3	0	2	7	8	0	0	7	3	41	42
ii. Kanak-kanak dibuang / Abandon children	21	17	3	1	1	1	1	0	0	2	0	0	9	4	35	25
Sek. 17(1)(f)	11	6	2	2	1	0	0	0	3	4	0	1	1	0	18	13
Sek. 17(1)(g)	2	2	0	1	0	1	0	0	0	0	0	0	0	0	2	4
Sek. 17(1)(h)	4	2	2	0	0	0	0	0	0	0	0	0	0	0	6	2
Sek. 17(1)(i)	2	4	0	0	0	0	0	0	0	0	0	0	0	0	2	4
Sek. 17(1)(j)	0	0	0	0	0	0	0	0	0	0	0	0	0	0	0	0
Sek. 17(1)(k)	5	4	0	0	0	0	0	0	0	2	0	0	3	4	8	10
<b>Jumlah / Total</b>	<b>1,525</b>	<b>2,362</b>	<b>174</b>	<b>246</b>	<b>228</b>	<b>317</b>	<b>4</b>	<b>32</b>	<b>60</b>	<b>179</b>	<b>35</b>	<b>74</b>	<b>148</b>	<b>153</b>	<b>2,174</b>	<b>3,363</b>

### JADUAL 4.4 : KANAK-KANAK YANG MEMERLUKAN PEMELIHARAAN DAN PERLINDUNGAN MENGIKUT KUMPULAN ETNIK DAN JANTINA, 2017

Table 4.4 : Children In Need of Care and Protection by Ethnic Group and Sex, 2017

Kumpulan Etnik / Ethnic Group	Jantina / Gender		
	L / M	P / F	Jumlah / Total
Melayu / Malay	1,525	2,362	3,887
Cina / Chinese	174	246	420
India / Indian	228	317	545
PSm / PSm (Peninsular Natives)	4	32	36
PSb / PSb (Sabah Natives)	60	179	239
PSw / PSw (Sarawak Natives)	35	74	109
Lain-lain / Others	148	153	301
<b>Jumlah / Total</b>	<b>2,174</b>	<b>3,363</b>	<b>5,537</b>



### JADUAL 4.5 : KANAK-KANAK YANG MEMERLUKAN PEMELIHARAAN DAN PERLINDUNGAN MENGIKUT PEMANGSA, 2017

Table 4.5 : Children In Need of Care and Protection by Perpetrator, 2017

Pemangsa / Perpetrator	Bil. Kes / No. of Cases
Ibu / Mother	1,592
Bapa / Father	902
Ibu tiri / Stepmother	178
Bapa tiri / Stepfather	187
Adik-beradik tiri / Step siblings	70
Adik beradik kandung / Siblings	117
Saudara mara / Relatives	216
Pengasuh / Caregivers	403
Jiran / Neighbour	87
Majikan / Employer	13
Guru / Teacher	61
Kekasih ibu / bapa / Mother / Father's partner	51
Kenalan ahli keluarga / Known to family	68
Kekasih kanak-kanak / Child's partner	574
Bapa angkat Foster father	77
Ibu angkat / Foster mother	26
Kawan / Friend	122
Warga asing / Immigrant	28
Tidak dikenali / Stranger	194
Lain-lain / Others	571
<b>Jumlah / Total</b>	<b>5,537</b>

#### Lain-lain / Others

Suami / Husband

Nenek / Grandma

Penjaga / Guardian

Abang ipar / Brother-in-law

## JADUAL 4.6 : KANAK-KANAK YANG MEMERLUKAN PEMELIHARAAN DAN PERLINDUNGAN MENGIKUT SEBAB PENGANIAYAAN, 2017

Table 4.6 : Children In Need of Care and Protection by Cause of Abuse, 2017

Sebab Penganiayaan / Cause of Abuse	Bil. Kes / No. of Cases
Perbalahan keluarga / Family Dispute	1052
Kaki botol pemabuk / Alcoholic	84
Hyperaktif / Hyperactive	59
Dipelihara oleh orang lain semasa kecil / Care by others during childhood	184
Pendera juga mangsa dera / Formerly abused	14
Pendera alami masalah kesihatan mental / Mental problem	116
Kaki judi / Gambler	59
Anak tiri/angkat anak orang lain / Step child / Adopted child	174
Kepercayaan karut/adat / Naive believe / Tradition	12
Penagih / Addict	361
Kecuaian Ibu bapa/Penjaga / Carelessness parent / Guardian	507
Masalah kewangan / Financial problem	598
Anak tidak sah taraf / Illegitimate child	174
Terlibat dengan jenayah / Involved with crimes	135
Gila seks / Sex Crazy	148
Bayi/kanak-kanak cacat / Deformed baby / child	15
Mengikuti teman lelaki / Follow boyfriend	660
Tidak diketahui / Unknown	379
Lain-lain / Others	806
<b>Jumlah / Total</b>	<b>5,537</b>

### Lain-lain / Others

Kediaman tidak selesa / Uncomfortable residential

Ibu berkahwin lain / Mother remarried

Kanak-kanak nakal / Naughty child

Terlibat dengan jenayah / Involved in crime

Bayi/kanak-kanak cacat / Baby / children with disabilities

Gila seks / Sex crazy

Panas baran / Hot temper

### JADUAL 4.7 : KANAK-KANAK YANG MEMERLUKAN PEMELIHARAAN DAN PERLINDUNGAN MENGIKUT JENIS PEKERJAAN PENJAGA, 2017

Table 4.7 : Children In Need of Care and Protection by Type of Carer Occupations, 2017

Jenis Pekerjaan / Type of Occupations	Bil. Kes / No. of Cases
Surirumah / Housewife	965
Pengasuh / pembantu rumah / Caregivers / Maid	267
Kakitangan Kerajaan / Government Servant	310
Kakitangan Swasta / Private Sector Worker	981
Pekerja Kilang / Factory Worker	315
Pekerja Sambilan / Part-time Worker	233
Ahli Perniagaan / Bussinessman	122
Pekerja Kampung / Village Worker	332
Penganggur / Unemployed	484
Ahli Profesional / Professional	78
Pelajar / Students	117
Tidak diketahui / Unknown	484
Lain-lain / Others	849
<b>Jumlah / Total</b>	<b>5,537</b>

#### Lain-lain / Others

Berniaga / Dealing

Buruh / Labour

Pembantu kedai / Shop assistant

Bekerja sendiri / Self-employed

**BAHAGIAN B -  
PERKHIDMATAN LUAR**  
*SECTION B -  
FIELD SERVICES*

**L A P O R A N  
S T A T I S T I K**  
**2017**

JABATAN KEBAJIKAN MASYARAKAT

**PERMOHONAN PENDAFTARAN PENGANGKATAN  
DAN PERMOHONAN PENGANGKATAN  
KANAK-KANAK**  
*Child Adoption*

B5

### JADUAL 5.1 : PERMOHONAN PENDAFTARAN PENGANGKATAN MELALUI JABATAN PENDAFTARAN NEGARA (JPN) DAN PERMOHONAN PENGANGKATAN MELALUI MAHKAMAH, 2017

*Table 5.1 : Application for Registration of Adoption through The National Registration Department of Malaysia and Application for Legal Adoption through The Courts, 2017*

Negeri / State	Permohonan Melalui JPN / Application Through JPN	Permohonan Melalui Mahkamah / Application Through Court	Jumlah / Total
Johor	119	6	125
Kedah	76	23	99
Kelantan	14	1	15
Melaka	83	36	119
Negeri Sembilan	77	38	115
Pahang	72	8	80
Perak	135	47	182
Perlis	0	0	0
Pulau Pinang	75	68	143
Sabah	0	3	3
Sarawak	0	0	0
Selangor	678	355	1033
Terengganu	5	0	5
W.P. Kuala Lumpur	33	67	100
W.P. Labuan	10	18	28
W.P. Putrajaya	3	0	3
<b>Jumlah / Total</b>	<b>1,380</b>	<b>670</b>	<b>2,050</b>

**BAHAGIAN B -  
PERKHIDMATAN LUAR**  
*SECTION B -  
FIELD SERVICES*

**L A P O R A N  
S T A T I S T I K**  
**2017**

JABATAN KEBAJIKAN MASYARAKAT

**KANAK-KANAK TIDAK TERKAWAL**

*Children Beyond Control*

B6

**JADUAL 6.1 : KANAK-KANAK TIDAK TERKAWAL MENGIKUT NEGERI DAN JANTINA, 2017***Table 6.1 : Children Beyond Control by State and Sex, 2017*

Negeri / State	Jantina / Gender		
	L / M	P / F	Jumlah / Total
Johor	0	7	7
Kedah	3	18	21
Kelantan	2	6	8
Melaka	7	5	12
Negeri Sembilan	0	9	9
Pahang	4	10	14
Perak	5	11	16
Perlis	0	0	0
Pulau Pinang	23	30	53
Sabah	3	2	5
Sarawak	20	7	27
Selangor	19	36	55
Terengganu	1	2	3
W. P Kuala Lumpur	8	20	28
W. P Labuan	0	0	0
<b>Jumlah / Total</b>	<b>95</b>	<b>163</b>	<b>258</b>

**JADUAL 6.2 : KANAK-KANAK TIDAK TERKAWAL MENGIKUT KUMPULAN ETNIK DAN JANTINA, 2017***Table 6.2 : Children Beyond Control by Ethnic Group and Sex, 2017*

Kumpulan Etnik / <i>Ethnic Group</i>	Jantina / <i>Gender</i>		
	L / <i>M</i>	P / <i>F</i>	Jumlah / <i>Total</i>
Melayu / <i>Malay</i>	69	130	199
Cina / <i>Chinese</i>	4	19	23
India / <i>Indian</i>	7	11	18
PSm / <i>PSm (Peninsular Natives)</i>	0	0	0
PSb / <i>PSb (Sabah Natives)</i>	3	2	5
PSw / <i>PSw (Sarawak Natives)</i>	9	1	10
Lain-lain / <i>Others</i>	3	0	3
<b>Jumlah / <i>Total</i></b>	<b>95</b>	<b>163</b>	<b>258</b>





**BAHAGIAN B -  
PERKHIDMATAN LUAR**  
*SECTION B -  
FIELD SERVICES*

**L A P O R A N  
S T A T I S T I K**  
**2017**

JABATAN KEBAJIKAN MASYARAKAT

**PERINTAH KHIDMAT MASYARAKAT**

*Community Service Order*

B7

**JADUAL 7.1 : BILANGAN KES BARU PESALAH MUDA MENGIKUT NEGERI DAN JANTINA, 2017***Table 7.1 : Cases of Youth Offenders by State and Sex, 2017*

Negeri / State	Jantina / Gender		
	L / M	P / F	Jumlah / Total
Johor	5	0	5
Kedah	250	1	251
Kelantan	85	1	86
Melaka	44	1	45
Negeri Sembilan	33	5	38
Pahang	28	1	29
Perak	47	2	49
Perlis	16	0	16
Pulau Pinang	232	15	247
Sabah	57	1	58
Sarawak	164	16	180
Selangor	282	12	294
Terengganu	2	0	2
W. P Kuala Lumpur	137	4	141
W. P Labuan	3	1	4
W.P. Putrajaya	4	1	5
<b>Jumlah / Total</b>	<b>1,389</b>	<b>61</b>	<b>1,450</b>

**JADUAL 7.2 : BILANGAN KES BARU PESALAH MUDA MENGIKUT KUMPULAN ETNIK DAN JANTINA, 2017***Table 7.2 : Cases of Youth Offenders by Ethnic Group and Sex, 2017*

Kumpulan Etnik / <i>Ethnic Group</i>	Jantina / <i>Gender</i>		
	L / <i>M</i>	P / <i>F</i>	Jumlah / <i>Total</i>
Melayu / <i>Malay</i>	1,088	45	1,133
Cina / <i>Chinese</i>	62	6	68
India / <i>Indian</i>	115	2	117
PSm / <i>PSm (Peninsular Natives)</i>	0	0	-
PSb / <i>PSb (Sabah Natives)</i>	56	1	57
PSw / <i>PSw (Sarawak Natives)</i>	59	6	65
Lain-lain / <i>Others</i>	5	1	6
Bukan warganegara / <i>Non-citizen</i>	4	0	4
<b>Jumlah / <i>Total</i></b>	<b>1,389</b>	<b>61</b>	<b>1,450</b>

### JADUAL 7.3 : BILANGAN KES BARU PESALAH MUDA MENGIKUT JENIS KESALAHAN, KUMPULAN ETNIK DAN JANTINA, 2017

Table 7.3 : Cases of Youth Offenders by Type of Offences, Ethnic Group and Sex, 2017

Jenis Kesalahan / Types of Offences	Melayu		Cina		India		PSm		PSb		PSw		Lain-lain		BW		Jumlah	
	Malay		Chinese		Indian		PSm		PSb		PSw		Others		Non-citizen		Total	
	L	P	L	P	L	P	L	P	L	P	L	P	L	P	L	P	L	P
	M	F	M	F	M	F	M	F	M	F	M	F	M	F	M	F	M	F
Harta Benda / Property	416	10	12	1	34	0	0	0	23	0	13	0	1	0	1	0	500	11
Dadah / Drugs	340	21	18	2	23	0	0	0	20	0	20	2	1	0	3	0	425	25
Sabit manusia / People-related	76	3	9	0	12	0	0	0	4	0	10	1	0	0	0	0	111	4
Lalulintas / Traffic	128	2	0	0	14	0	0	0	3	0	1	0	1	0	0	0	147	2
Senjata / Bahan api / Weapon / Fire Arm	7	0	1	1	8	0	0	0	1	0	3	0	2	0	0	0	22	1
Akta Kesalahan Kecil / Minor Offence Act	3	0	0	0	1	0	0	0	0	0	0	0	0	1	0	0	4	1
Berjudi / Gamble	0	0	3	0	0	0	0	0	0	0	0	0	0	0	0	0	3	-
Melanggar Syarat / Infringement of Supervision Terms	0	0	0	0	1	0	0	0	0	0	0	0	0	0	0	0	1	-
Ingkar PLKN / PLKN refuse	0	0	0	0	0	0	0	0	0	0	0	0	0	0	0	0	-	-
Lain-lain / Others	118	9	19	2	22	2	0	0	5	1	12	3	0	0	0	0	176	17
<b>Jumlah / Total</b>	<b>1,088</b>	<b>45</b>	<b>62</b>	<b>6</b>	<b>115</b>	<b>2</b>	<b>-</b>	<b>-</b>	<b>56</b>	<b>1</b>	<b>59</b>	<b>6</b>	<b>5</b>	<b>1</b>	<b>4</b>	<b>-</b>	<b>1,389</b>	<b>61</b>

### JADUAL 7.4 : BILANGAN KES BARU PESALAH MUDA MENGIKUT JENIS KESALAHAN, UMUR (18-21), KUMPULAN ETNIK DAN JANTINA, 2017

Table 7.4 : Cases of Youth Offenders by Type of Offences, Age Group (18-21) and Sex, 2017

Jenis Kesalahan / Types of Offence	Melayu		Cina		India		PSm		PSb		PSw		Lain-lain		BW		Jumlah	
	Malay		Chinese		Indian		PSm		PSb		PSw		Others		Non-citizen		Total	
	L	P	L	P	L	P	L	P	L	P	L	P	L	P	L	P	L	P
	M	F	M	F	M	F	M	F	M	F	M	F	M	F	M	F	M	F
Harta Benda / Property	349	10	9	1	34	0	0	0	23	0	13	0	1	0	1	0	<b>430</b>	<b>11</b>
Dadah / Drugs	312	20	18	2	23	0	0	0	20	0	20	2	1	0	3	0	<b>397</b>	<b>24</b>
Sabit manusia / People-related	60	3	9	0	10	0	0	0	2	0	10	1	0	0	0	0	<b>91</b>	<b>4</b>
Lalulintas / Traffic	125	2	0	0	8	0	0	0	3	0	1	0	1	0	0	0	<b>138</b>	<b>2</b>
Senjata / Bahan api / Weapon / Fire Arm	7	0	1	1	8	0	0	0	1	0	3	0	2	0	0	0	<b>22</b>	<b>1</b>
Akta Kesalahan Kecil / Minor Offence Act	3	0	0	0	1	0	0	0	0	0	0	0	0	1	0	0	<b>4</b>	<b>1</b>
Berjudi / Gamble	0	0	3	0	0	0	0	0	0	0	0	0	0	0	0	0	<b>3</b>	<b>-</b>
Melanggar Syarat / Infringement of Supervision Terms	0	0	0	0	1	0	0	0	0	0	0	0	0	0	0	0	<b>1</b>	<b>-</b>
Ingkar PLKN / PLKN refuse	0	0	0	0	0	0	0	0	0	0	0	0	0	0	0	0	<b>-</b>	<b>-</b>
Lain-lain / Others	116	8	19	2	22	1	0	0	5	1	12	3	0	0	0	0	<b>174</b>	<b>15</b>
<b>Jumlah / Total</b>	<b>972</b>	<b>43</b>	<b>59</b>	<b>6</b>	<b>107</b>	<b>1</b>	<b>-</b>	<b>-</b>	<b>54</b>	<b>1</b>	<b>59</b>	<b>6</b>	<b>5</b>	<b>1</b>	<b>4</b>	<b>-</b>	<b>1,260</b>	<b>58</b>

**JADUAL 7.5 : BILANGAN KES BARU PESALAH MUDA MENGIKUT JENIS KESALAHAN, UMUR (21 TAHUN KE ATAS), KUMPULAN ETNIK DAN JANTINA, 2017**

*Table 7.5 : Cases of Youth Offenders by Type of Offences, Age Group (21 and above) and Sex, 2017*

Jenis Kesalahan / Types of Offence	Melayu		Cina		India		PSm		PSb		PSw		Lain-lain		BW		Jumlah	
	Malay		Chinese		Indian		PSm		PSb		PSw		Others		Non-citizen		Total	
	L	P	L	P	L	P	L	P	L	P	L	P	L	P	L	P	L	P
	M	F	M	F	M	F	M	F	M	F	M	F	M	F	M	F	M	F
Harta Benda / Property	67	0	3	0	0	0	0	0	0	0	0	0	0	0	0	0	70	-
Dadah / Drugs	28	1	0	0	0	0	0	0	0	0	0	0	0	0	0	0	28	1
Sabit manusia / People-related	16	0	0	0	2	0	0	0	2	0	0	0	0	0	0	0	20	-
Lalulintas / Traffic	3	0	0	0	6	0	0	0	0	0	0	0	0	0	0	0	9	-
Senjata / bahan api / Weapon / Fire Arm	0	0	0	0	0	0	0	0	0	0	0	0	0	0	0	0	-	-
Akta Kesalahan Kecil / Minor Offence Act	0	0	0	0	0	0	0	0	0	0	0	0	0	0	0	0	-	-
Berjudi / Gamble	0	0	0	0	0	0	0	0	0	0	0	0	0	0	0	0	-	-
Melanggar Syarat / Infringement of Supervision Terms	0	0	0	0	0	0	0	0	0	0	0	0	0	0	0	0	-	-
Ingkar PLKN / PLKN refuse	0	0	0	0	0	0	0	0	0	0	0	0	0	0	0	0	-	-
Lain-lain / Others	2	1	0	0	0	1	0	0	0	0	0	0	0	0	0	0	2	2
<b>Jumlah / Total</b>	<b>116</b>	<b>2</b>	<b>3</b>	<b>-</b>	<b>8</b>	<b>1</b>	<b>-</b>	<b>-</b>	<b>2</b>	<b>-</b>	<b>-</b>	<b>-</b>	<b>-</b>	<b>-</b>	<b>-</b>	<b>-</b>	<b>129</b>	<b>3</b>

### JADUAL 7.6 : BILANGAN KES PESALAH MUDA BERDASARKAN PERINGKAT MAHKAMAH, KUMPULAN ETNIK DAN JANTINA, 2017

Table 7.6 : Cases of Youth Offenders by Type of Court, Ethnic Group and Sex, 2017

Peringkat Mahkamah / Type of Court	Melayu		Cina		India		PSm		PSb		PSw		Lain-lain		BW		Jumlah	
	Malay		Chinese		Indian		PSm		PSb		PSw		Others		Non-citizen		Total	
	L	P	L	P	L	P	L	P	L	P	L	P	L	P	L	P	L	P
	M	F	M	F	M	F	M	F	M	F	M	F	M	F	M	F	M	F
Mahkamah Majistret / Magistrate Court	989	39	58	6	84	1	0	0	55	1	57	6	5	1	4	0	1,252	54
Mahkamah Sesyen / Session Court	86	6	3	0	28	1	0	0	0	0	2	0	0	0	0	0	119	7
Mahkamah Tinggi / High Court	13	0	1	0	3	0	0	0	1	0	0	0	0	0	0	0	18	0
<b>Jumlah / Total</b>	<b>1,088</b>	<b>45</b>	<b>62</b>	<b>6</b>	<b>115</b>	<b>2</b>	<b>0</b>	<b>0</b>	<b>56</b>	<b>1</b>	<b>59</b>	<b>6</b>	<b>5</b>	<b>1</b>	<b>4</b>	<b>0</b>	<b>1,389</b>	<b>61</b>



### JADUAL 7.7 : BILANGAN KES PESALAH MUDA MENGIKUT JENIS HUKUMAN, KUMPULAN ETNIK DAN JANTINA, 2017

Table 7.7 : Cases of Youth Offenders by Punitive, Ethnic Group and Sex, 2017

Jenis Hukuman / Punishment	Melayu		Cina		India		PSm		PSb		PSw		Lain-lain		BW		Jumlah	
	Malay		Chinese		Indian		PSm		PSb		PSw		Others		Non-citizen		Total	
	L	P	L	P	L	P	L	P	L	P	L	P	L	P	L	P	L	P
	M	F	M	F	M	F	M	F	M	F	M	F	M	F	M	F	M	F
Penjara / Imprisonment	110	6	4	0	23	0	0	0	10	0	5	0	1	0	3	0	156	6
Denda / Fine	143	7	20	0	34	0	0	0	0	0	8	2	0	0	0	0	205	9
Penjara dan Denda / Imprisonment and Fine	49	1	7	1	6	0	0	0	0	0	4	0	0	0	0	0	66	2
Bon Berkelakuan Baik (Direkod) / Bond for Good Behaviour (Recorded)	104	7	8	4	10	1	0	0	2	0	27	3	0	0	0	0	151	15
Bon Berkelakuan Baik (Tanpa Direkod) / Bond for Good Behaviour (Unrecorded)	23	0	0	0	3	0	0	0	2	0	0	0	0	0	0	0	28	0
Perintah Khidmat Masyarakat / Community Service Order	423	10	15	1	24	0	0	0	22	1	6	1	3	1	0	0	493	14
Lain-lain / Others	236	14	8	0	15	1	0	0	20	0	9	0	1	0	1	0	290	15
<b>Jumlah / Total</b>	<b>1,088</b>	<b>45</b>	<b>62</b>	<b>6</b>	<b>115</b>	<b>2</b>	<b>0</b>	<b>0</b>	<b>56</b>	<b>1</b>	<b>59</b>	<b>6</b>	<b>5</b>	<b>1</b>	<b>4</b>	<b>0</b>	<b>1,389</b>	<b>61</b>

### JADUAL 7.8 : BILANGAN KES PERINTAH KHIDMAT MASYARAKAT YANG MASIH DIKENDALI MENGIKUT NEGERI DAN JANTINA, 2017

*Table 7.8 : Cases of Community Service Order are Still Handled by State and Sex, 2017*

Negeri / State	Jantina / Gender		
	L / M	P / F	Jumlah / Total
Johor	13	1	14
Kedah	189	9	198
Kelantan	16	7	23
Melaka	33	1	34
Negeri Sembilan	2	0	2
Pahang	25	1	26
Perak	23	2	25
Perlis	16	0	16
Pulau Pinang	37	4	41
Sabah	9	1	10
Sarawak	77	6	83
Selangor	304	10	314
Terengganu	7	0	7
W. P Kuala Lumpur	121	8	129
W. P Labuan	2	1	3
W.P. Putrajaya	0	1	1
<b>Jumlah / Total</b>	<b>874</b>	<b>52</b>	<b>926</b>



**BAHAGIAN B -  
PERKHIDMATAN LUAR**  
*SECTION B -  
FIELD SERVICES*

**L A P O R A N  
S T A T I S T I K**  
**2017**

JABATAN KEBAJIKAN MASYARAKAT

**KEGANASAN RUMAHTANGGA**

*Domestic Violence*

B8

**JADUAL 8.1 : BILANGAN KES KEGANASAN RUMAHTANGGA MENGIKUT NEGERI, 2017***Table 8.1 :Cases of Domestic Violence by State and Sex, 2017*

Negeri / State	Jantina / Gender		
	L / M	P / F	Jumlah / Total
Johor	4	18	22
Kedah	0	66	66
Kelantan	0	18	18
Melaka	0	27	27
Negeri Sembilan	1	68	69
Pahang	3	85	88
Perak	2	29	31
Perlis	0	1	1
Pulau Pinang	7	128	135
Sabah	0	68	68
Sarawak	2	18	20
Selangor	16	115	131
Terengganu	4	11	15
W. P. Kuala Lumpur	1	74	75
W. P. Labuan	0	0	0
W. P. Putrajaya	2	7	9
<b>Jumlah / Total</b>	<b>42</b>	<b>733</b>	<b>775</b>

**JADUAL 8.2 : KES KEGANASAN RUMAHTANGGA MENGIKUT KUMPULAN ETNIK, 2017***Table 8.2 : Cases of Domestic Violence by Ethnic Group, 2017*

Kumpulan Etnik / Ethnic Group	Jantina / Gender		
	L / M	P / F	Jumlah / Total
Melayu / Malay	27	439	466
Cina / Chinese	4	76	80
India / Indian	10	136	146
PSm / PSm (Peninsular Natives)	0	0	0
PSb / PSb (Sabah Natives)	0	67	67
PSw / PSw (Sarawak Natives)	1	7	8
Lain-lain / Others	0	2	2
Bukan warganegara / Non-citizens	0	6	6
<b>Jumlah / Total</b>	<b>42</b>	<b>733</b>	<b>775</b>

**JADUAL 8.3 : KES KEGANASAN RUMAHTANGGA MENGIKUT JENIS KEGANASAN, 2017***Table 8.3 : Cases of Domestic Violence by Types of Violence, 2017*

Jenis Keganasan / Type of Violence		Jantina / Gender		
		L / M	P / F	Jumlah / Total
Sengaja atau cuba meletakkan mangsa dalam keadaan ketakutan kecederaan fizikal.	<i>Intentionally or attempting to place the victim in fear of physical injury</i>	20	321	<b>341</b>
Menyebabkan kecederaan atau mencederakan mangsa secara fizikal.	<i>Causing or inflicting physical injury to the victims</i>	14	286	<b>300</b>
Memaksa atau mengancam untuk melakukan perbuatan berbentuk seksual atau selainnya yang mana mangsa itu berhak untuk tidak melakukannya.	<i>Compelling the victim by force or threat to engage in any conduct or act, sexual or otherwise, from which the victim has a right to abstain</i>	0	24	<b>24</b>
Mengurung atau menahan mangsa tanpa kerelaan mangsa.	<i>Confining or detaining the victim against the victim's will</i>	0	23	<b>23</b>
Melakukan khianat atau memusnahkan atau merosakkan harta dengan niat untuk menyebabkan kesedihan atau kegusaran kepada mangsa.	<i>Causing treacherous or destruction or damage to property with intent to cause or knowing that is likely to cause distress or annoyance to the victim</i>	3	25	<b>28</b>
Melakukan penderaan secara psikologi dan emosi terhadap mangsa.	<i>Causing psychological abuse which includes emotional injury to the victim</i>	5	54	<b>59</b>
Menyebabkan mangsa mengalami delusi dengan menggunakan bahan-bahan memabukkan atau apa-apa bahan lain tanpa kerelaan mangsa, atau dengan kerelaan tetapi diperolehi dengan cara yang menyalahi undang-undang.	<i>Causing victim to suffer from delusion by using any intoxicating substance without the victim's consent or if the consent is given, the consent was unlawfully obtained</i>	0	0	<b>0</b>
Menyebabkan kanak-kanak mengalami delusi dengan menggunakan bahan-bahan yang memabukkan.	<i>Causing child (victim) to suffer delusions by using any intoxicating substance</i>	0	0	<b>0</b>
<b>Jumlah / Total</b>		<b>42</b>	<b>733</b>	<b>775</b>

### JADUAL 8.4 : KES KEGANASAN RUMAHTANGGA MENGIKUT JENIS TINDAKAN, KUMPULAN ETNIK DAN JANTINA, 2017

Table 8.4 : Cases of Domestic Violence by Type of Action, Ethnic Group and Sex, 2017

Jenis Tindakan / Type of Action	Melayu		Cina		India		PSm		PSb		PSw		Lain-lain		Jumlah	
	Malay		Chinese		Indian		PSm		PSb		PSw		Others		Total	
	L	P	L	P	L	P	L	P	L	P	L	P	L	P	L	P
	M	F	M	F	M	F	M	F	M	F	M	F	M	F	M	F
Diberi Perintah Perlindungan Sementara (IPO) / Interim Protective Order	15	157	2	34	3	47	0	0	0	58	0	2	0	3	20	301
Diberi Perintah Perlindungan (PO) / Protective Order	5	33	1	5	2	18	0	0	0	4	0	0	0	0	8	60
Diberi kaunseling di Pejabat Kebajikan Masyarakat / Counselling at Social Welfare Office	0	37	1	10	0	19	0	0	0	4	0	0	0	0	1	70
Dirujuk ke Badan Pendamai / Referred to Conciliator / Arbitral Body	0	0	0	1	0	0	0	0	0	0	0	0	0	0	0	1
Diberi perlindungan di tempat selamat / Protection in a safe place	0	22	0	1	0	1	0	0	0	1	0	2	0	1	0	28
Dirujuk ke Agensi lain / Referred to agencies																
(a) Pejabat Pendaftaran Perkahwinan / Marriage Registrar	0	2	0	1	0	1	0	0	0	0	0	0	0	0	0	4
(b) Mahkamah Syariah / Syariah Court	1	21	0	1	0	1	0	0	0	0	0	0	0	0	1	23
(c) Biro Bantuan Guaman / Legal Aid Bureau	0	1	0	0	0	0	0	0	0	0	0	0	0	0	0	1
(d) Mahkamah Sivil / Civil Court	0	0	0	1	0	1	0	0	0	0	0	0	0	0	0	2
(e) Lain-lain Agensi / Other Agencies	0	11	0	7	1	19	0	0	0	0	0	0	0	0	1	37
Pindah tinggal berasingan seperti kembali ke rumah ibubapa/saudara mara/rakan (kenalan) / Moved to stay with parents / relatives / friends	1	55	0	9	0	12	0	0	0	0	0	1	0	1	1	78
Lain-lain / Others	5	96	0	6	4	22	0	0	0	0	1	2	0	2	10	128
<b>Jumlah / Total</b>	<b>27</b>	<b>435</b>	<b>4</b>	<b>76</b>	<b>10</b>	<b>141</b>	<b>0</b>	<b>0</b>	<b>0</b>	<b>67</b>	<b>1</b>	<b>7</b>	<b>0</b>	<b>7</b>	<b>42</b>	<b>733</b>



### JADUAL 8.5 : KES KEGANASAN RUMAHTANGGA MENGIKUT SEBAB-SEBAB BERLAKU DAN KUMPULAN ETNIK, 2017

Table 8.5 : Cases of Domestic Violence by Causes and Ethnic Group, 2017

Sebab Berlaku / Causes of Abuse	Melayu	Cina	India	PSm	PSb	PSw	Lain-lain	Jumlah
	Malay	Chinese	Indian	PSm	PSb	PSw	Others	Total
Campurtangan mertua / In-law's interference	12	1	7	1	0	0	0	21
Kaki botol / Alcoholic	17	4	23	0	0	1	1	46
Kaki judi / Gambler	15	5	5	0	0	0	0	25
Kehilangan pekerjaan / Losing a job	5	1	2	0	0	0	0	8
Masalah kewangan / Financial difficulties	43	7	32	0	1	0	1	84
Mengalami tekanan jiwa / Emotional stress	4	2	8	0	0	0	0	14
Menghadapi tekanan di tempat kerja / Work pressure	4	0	4	0	0	0	0	8
Menganggur / Unemployed	5	2	0	0	0	0	0	7
Mempunyai perhubungan di luar nikah / Extramarital affairs	14	3	2	0	0	1	0	20
Panas Baran / Hot tempered	94	14	23	0	3	1	2	137
Penagih dadah / Drug addict	65	13	10	0	1	2	0	91
Perebutan hak penjagaan anak / Child custody dispute	14	3	6	0	0	0	0	23
Perselisihan faham / Misunderstanding	86	21	19	0	64	2	1	193
Lain-lain / Others	236	27	76	0	1	1	4	345
<b>Jumlah / Total</b>	<b>614</b>	<b>103</b>	<b>217</b>	<b>1</b>	<b>70</b>	<b>8</b>	<b>9</b>	<b>1,022</b>

### JADUAL 8.6 : KES KEGANASAN RUMAHTANGGA MENGIKUT JENIS PEKERJAAN DAN KUMPULAN ETNIK MANGSA, 2017

Table 8.6 : Cases of Domestic Violence by Type of Occupations and Ethnic Group, 2017

Jenis Pekerjaan / Type of Occupations	Melayu	Cina	India	PSm	PSb	PSw	Lain-lain	Jumlah
	Malay	Chinese	Indian	PSm	PSb	PSw	Others	Total
Bekerja Sendiri / Self-employed	57	11	21	0	2	0	3	94
Kakitangan Badan Berkanun / Employees of Statutory	7	0	0	0	0	0	0	7
Kakitangan Kerajaan / Government Servants	52	5	8	0	2	1	0	68
Kakitangan Swasta / Private Sector Employees	131	21	62	0	3	1	1	219
Pelajar / Student	13	1	10	0	0	0	0	24
Pesara / Retirees	4	0	0	0	0	0	0	4
Surirumah / Housewife	122	22	23	0	59	5	1	232
Tiada Maklumat / No information	12	1	4	0	1	0	1	19
Tidak Bekerja / Not working	47	18	15	0	0	0	2	82
Lain-lain / Others	21	1	3	0	0	1	0	26
<b>Jumlah / Total</b>	<b>466</b>	<b>80</b>	<b>146</b>	<b>0</b>	<b>67</b>	<b>8</b>	<b>8</b>	<b>775</b>



**BAHAGIAN B -  
PERKHIDMATAN LUAR**  
*SECTION B -  
FIELD SERVICES*

**L A P O R A N  
S T A T I S T I K**

**2017**

JABATAN KEBAJIKAN MASYARAKAT

**ORANG PAPA**  
*Destitute Persons*

B9

**JADUAL 9.1 : BILANGAN KES ORANG PAPA MENGIKUT NEGERI DAN JANTINA, 2017***Table 9.1 :Cases of Destitute Persons by State and Sex, 2017*

Negeri / State	Jantina / Gender		
	L / M	P / F	Jumlah / Total
Johor	155	68	223
Kedah	57	36	93
Kelantan	44	6	50
Melaka	122	36	158
Negeri Sembilan	84	53	137
Pahang	54	32	86
Perak	118	38	156
Perlis	18	7	25
Pulau Pinang	433	148	581
Sabah	0	0	0
Sarawak	58	12	70
Selangor	195	143	338
Terengganu	98	34	132
W.P. Kuala Lumpur	1,903	407	2,310
W.P. Labuan	6	0	6
<b>Jumlah / Total</b>	<b>3,345</b>	<b>1,020</b>	<b>4,365</b>

**JADUAL 9.2 : KES ORANG PAPA MENGIKUT KUMPULAN ETNIK DAN JANTINA, 2017***Table 9.2 :Cases of Destitute Persons by Ethnic Group and Sex, 2017*

Kumpulan Etnik / Ethnic Group	Jantina / Gender		
	L / M	P / F	Jumlah / Total
Melayu / Malay	1,314	461	1,775
Cina / Chinese	825	142	967
India / Indian	672	166	838
PSm / PSm (Peninsular Natives)	0	1	1
PSb / PSb (Sabah Natives)	11	3	14
PSw / PSw (Sarawak Natives)	25	10	35
Lain-lain / Others	18	12	30
Bukan warganegara / Non-citizens	480	225	705
<b>Jumlah / Total</b>	<b>3,345</b>	<b>1,020</b>	<b>4,365</b>

**JADUAL 9.3 : KES ORANG PAPA MENGIKUT KATEGORI DAN JANTINA, 2017***Table 9.3 :Cases of Destitute Persons by Category and Sex, 2017*

Kategori / Category	Jantina / Gender		
	L / M	P / F	Jumlah / Total
Kanak-kanak / Children	141	85	226
Dewasa / Adult	3,204	935	4,139
<b>Jumlah / Total</b>	<b>3,345</b>	<b>1,020</b>	<b>4,365</b>
Pengemis Tempatan / Local Beggar	2,865	795	3,660
Pengemis Asing / Foreign Beggar	480	225	705
<b>Jumlah / Total</b>	<b>3,345</b>	<b>1,020</b>	<b>4,365</b>

**JADUAL 9.4 : KES ORANG PAPA MENGIKUT KUMPULAN UMUR, KUMPULAN ETNIK DAN JANTINA, 2017***Table 9.4 : Cases of Destitute Persons by Age Group, Ethnic Group and Sex, 2017*

Kumpulan Umur / Age Group	Melayu		Cina		India		PSm		PSb		PSw		Lain-lain		BW		Jumlah	
	Malay		Chinese		Indian		PSm		PSb		PSw		Others		Non-citizens		Total	
	L	P	L	P	L	P	L	P	L	P	L	P	L	P	L	P	L	P
	M	F	M	F	M	F	M	F	M	F	M	F	M	F	M	F	M	F
Kanak-Kanak / Children																		
(a) Di Bawah 4 tahun / Below 4 years	5	8	0	0	1	0	0	0	0	0	0	0	0	0	7	4	13	12
(b) 4 - 6 tahun / years	3	9	0	0	3	0	0	0	0	0	0	0	1	0	7	14	14	23
(c) 7 - 12 tahun / years	17	5	0	0	3	2	0	0	0	0	0	0	0	0	6	4	26	11
(d) 13 - 15 tahun / years	15	11	1	0	5	1	0	0	0	0	0	0	0	2	21	5	42	19
(e) 16 - 17 tahun / years	18	8	3	0	5	1	0	0	0	0	3	0	1	2	16	9	46	20
<b>Jumlah / Total ( A )</b>	<b>58</b>	<b>41</b>	<b>4</b>	<b>0</b>	<b>17</b>	<b>4</b>	<b>0</b>	<b>0</b>	<b>0</b>	<b>0</b>	<b>3</b>	<b>0</b>	<b>2</b>	<b>4</b>	<b>57</b>	<b>36</b>	<b>141</b>	<b>85</b>
Dewasa / Adult																		
(a) 18 - 29 tahun / years	21	12	4	0	3	1	0	0	0	0	0	0	3	1	4	2	35	16
(b) 30 - 39 tahun / years	366	166	154	21	149	39	0	1	3	1	10	4	5	4	164	79	851	315
(c) 40 - 49 tahun / years	459	130	308	56	275	49	0	0	7	2	10	6	3	1	178	67	1,240	311
(d) 50 - 59 tahun / years	314	82	260	55	167	56	0	0	1	0	2	0	5	1	72	34	821	228
(e) 60 tahun ke atas / 60 years and above	96	30	95	10	61	17	0	0	0	0	0	0	0	1	5	7	257	65
<b>Jumlah / Total ( B )</b>	<b>1,256</b>	<b>420</b>	<b>821</b>	<b>142</b>	<b>655</b>	<b>162</b>	<b>0</b>	<b>1</b>	<b>11</b>	<b>3</b>	<b>22</b>	<b>10</b>	<b>16</b>	<b>8</b>	<b>423</b>	<b>189</b>	<b>3,204</b>	<b>935</b>
<b>JUMLAH / Total ( A + B )</b>	<b>1,314</b>	<b>461</b>	<b>825</b>	<b>142</b>	<b>672</b>	<b>166</b>	<b>0</b>	<b>1</b>	<b>11</b>	<b>3</b>	<b>25</b>	<b>10</b>	<b>18</b>	<b>12</b>	<b>480</b>	<b>225</b>	<b>3,345</b>	<b>1,020</b>



**JADUAL 9.5 : BILANGAN OPERASI MENGIKUT NEGERI, 2017***Table 9.5 : Number of Operation by State, 2017*

<b>Negeri / State</b>	<b>Bil Operasi / Total Operation</b>
Johor	228
Kedah	136
Kelantan	105
Melaka	146
Negeri Sembilan	120
Pahang	170
Perak	128
Perlis	15
Pulau Pinang	468
Sabah	0
Sarawak	26
Selangor	403
Terengganu	297
W.P. Kuala Lumpur	300
W.P. Labuan	22
<b>Jumlah / Total</b>	<b>2,564</b>

**BAHAGIAN B -  
PERKHIDMATAN LUAR**  
*SECTION B -  
FIELD SERVICES*

**L A P O R A N  
S T A T I S T I K**  
**2017**

JABATAN KEBAJIKAN MASYARAKAT

**ORANG KURANG UPAYA**

*Persons With Disabilities*

B10

**JADUAL 10.1 : PENDAFTARAN ORANG KURANG UPAYA MENGIKUT NEGERI, 2017***Table 10.1 : Registration of Persons With Disabilities by State, 2017*

Negeri / State	Tahun / Year
	2017
Johor	54,310
Kedah	40,057
Kelantan	32,403
Melaka	21,882
Negeri Sembilan	20,979
Pahang	26,823
Perak	39,415
Perlis	5,673
Pulau Pinang	27,306
Sabah	28,683
Sarawak	31,002
Selangor	71,399
Terengganu	22,633
W.P. Kuala Lumpur	29,372
W.P. Labuan	1,321
<b>Jumlah/ Total</b>	<b>453,258</b>

**JADUAL 10.2 : PENDAFTARAN ORANG KURANG UPAYA MENGIKUT KUMPULAN ETNIK, 2017***Table 10.2 : Registration of Persons With Disabilities by Ethnic Group, 2017*

Kumpulan Etnik / <i>Ethnic Group</i>	Tahun / <i>Year</i>
	2017
Melayu / <i>Malay</i>	274,764
Cina / <i>Chinese</i>	87,188
India / <i>Indian</i>	44,642
PSm / <i>PSm (Peninsular Natives)</i>	2,948
PSb / <i>PSb (Sabah Natives)</i>	22,215
PSw / <i>PSw (Sarawak Natives)</i>	16,311
Lain-lain / <i>Others</i>	5,190
<b>Jumlah/ <i>Total</i></b>	<b>453,258</b>

**JADUAL 10.3 : PENDAFTARAN ORANG KURANG UPAYA MENGIKUT KATEGORI KETIDAKUPAYAAN, 2017***Table 10.3 : Registration of PWD's by Category of Disabilities, 2017*

Kategori Ketidakupayaan / <i>Disabilities Category</i>	Tahun / <i>Year</i>
	2017
Penglihatan / <i>Visually Impaired</i>	40,466
Pendengaran / <i>Hearing</i>	34,280
Fizikal / <i>Physical</i>	159,674
Masalah Pembelajaran / <i>Learning Disabilities</i>	157,714
Pertuturan / <i>Speech</i>	2,355
Mental / <i>Mental</i>	37,537
Pelbagai / <i>Others</i>	21,232
<b>Jumlah/ <i>Total</i></b>	<b>453,258</b>

### JADUAL 10.4 : PENDAFTARAN ORANG KURANG UPAYA MENGIKUT KUMPULAN UMUR DAN KATEGORI KETIDAKUPAYAAN, 2017

Table 10.4 : Registration of PWD's by Category of Disabilities and Age Group, 2017

Kumpulan Umur / Age Group	Penglihatan	Pendengaran	Fizikal	Masalah Pembelajaran	Pertuturan	Mental	Pelbagai	Jumlah
	Visually Impaired	Hearing	Physical	Learning Disabilities	Speech	Mental	Others	Total
Kurang dari 6 tahun / Below 6 years	379	706	2,665	6,803	19	2	1,456	12,030
7 - 12 tahun / years	1,577	2,187	6,412	41,224	621	15	4,233	56,269
13 - 18 tahun / years	2,156	2,757	6,446	41,152	275	146	2,266	55,198
<b>Jumlah / Total (a)</b>	<b>4,112</b>	<b>5,650</b>	<b>15,523</b>	<b>89,179</b>	<b>915</b>	<b>163</b>	<b>7,955</b>	<b>123,497</b>
19 - 21 tahun / years	1,303	1,477	4,188	15,786	70	360	1,036	24,220
22 - 35 tahun / years	6,576	8,034	26,047	34,414	394	8,352	4,340	88,157
36 - 45 tahun / years	5,627	5,041	23,319	9,896	304	11,310	2,477	57,974
46 - 59 tahun / years	10,827	7,088	47,085	6,958	406	12,769	3,095	88,228
60 tahun ke atas / 60 years and above	12,021	6,990	43,512	1,481	266	4,583	2,329	71,182
<b>Jumlah / Total (b)</b>	<b>36,354</b>	<b>28,630</b>	<b>144,151</b>	<b>68,535</b>	<b>1,440</b>	<b>37,374</b>	<b>13,277</b>	<b>329,761</b>
<b>Jumlah / Total (a + b)</b>	<b>40,466</b>	<b>34,280</b>	<b>159,674</b>	<b>157,714</b>	<b>2,355</b>	<b>37,537</b>	<b>21,232</b>	<b>453,258</b>

### JADUAL 10.5 : BILANGAN OKU BARU BERDAFTAR MENGIKUT KATEGORI KETIDAKUPAYAAN, KUMPULAN ETNIK DAN NEGERI, 2017

Table 10.5 : Number of New Registration of PWD's by Category of Disabilities, Ethnic Group and State, 2017

Negeri / State	Penglihatan / Visually Impaired								Pendengaran / Hearing							
	Melayu	Cina	India	PSm	PSb	PSw	Lain-lain	Jumlah	Melayu	Cina	India	PSm	PSb	PSw	Lain-lain	Jumlah
	Malay	Chinese	Indian	PSm	PSb	PSw	Others	Total	Malay	Chinese	Indian	PSm	PSb	PSw	Others	Total
Johor	247	85	28	1	1	0	2	364	126	57	26	0	2	2	1	214
Kedah	316	40	45	0	0	0	4	405	167	22	29	0	0	0	2	220
Kelantan	293	9	0	2	0	1	1	306	164	10	0	0	0	1	0	175
Melaka	78	26	13	0	0	0	0	117	68	65	7	0	1	0	4	145
Negeri Sembilan	96	24	36	0	0	0	2	158	57	30	35	0	0	0	0	122
Pahang	167	17	8	3	0	0	0	195	74	16	5	1	0	0	1	97
Perak	194	55	51	0	0	0	4	304	93	36	21	0	0	0	3	153
Perlis	59	5	2	0	0	0	0	66	21	4	2	0	0	0	0	27
Pulau Pinang	116	109	44	0	0	0	2	271	63	92	23	0	0	0	1	179
Sabah	4	14	0	1	161	2	15	197	9	22	0	1	124	1	19	176
Sarawak	81	67	0	1	0	196	3	348	36	34	0	1	0	83	1	155
Selangor	353	149	151	2	2	0	9	666	196	108	83	1	1	1	2	392
Terengganu	202	3	0	0	0	0	0	205	162	12	0	0	0	0	0	174
W.P. Kuala Lumpur	141	110	52	0	1	2	2	308	102	79	25	0	0	0	4	210
W.P. Labuan	1	1	0	0	3	0	2	7	2	1	0	0	2	0	1	6
<b>Jumlah/ Total</b>	<b>2,348</b>	<b>714</b>	<b>430</b>	<b>10</b>	<b>168</b>	<b>201</b>	<b>46</b>	<b>3,917</b>	<b>1,340</b>	<b>588</b>	<b>256</b>	<b>4</b>	<b>130</b>	<b>88</b>	<b>39</b>	<b>2,445</b>

**JADUAL 10.5 : BILANGAN OKU BARU BERDAFTAR MENGIKUT KATEGORI KETIDAKUPAYAAN,  
KUMPULAN ETNIK DAN NEGERI, 2017 (samb.)**

*Table 10.5 : Number of New Registration of PWD's by Category of Disabilities,  
Ethnic Group and State, 2017 (cont.)*

Negeri / State	Fizikal / Physical								Masalah Pembelajaran / Learning Disabilities							
	Melayu	Cina	India	PSm	PSb	PSw	Lain-lain	Jumlah	Melayu	Cina	India	PSm	PSb	PSw	Lain-lain	Jumlah
	Malay	Chinese	Indian	PSm	PSb	PSw	Others	Total	Malay	Chinese	Indian	PSm	PSb	PSw	Others	Total
Johor	1,198	428	251	0	1	3	9	1,890	1,011	287	72	7	3	8	16	1,404
Kedah	1,106	124	210	1	0	1	10	1,452	925	68	40	0	0	0	10	1,043
Kelantan	888	21	3	3	0	0	3	918	1136	22	0	75	1	0	5	1,239
Melaka	576	178	121	2	2	1	3	883	410	63	32	3	3	0	4	515
Negeri Sembilan	461	166	249	6	0	0	3	885	341	74	55	5	3	2	6	486
Pahang	713	102	90	16	0	0	6	927	713	77	31	166	2	1	7	997
Perak	724	294	304	8	0	2	15	1,347	764	169	95	73	1	1	7	1,110
Perlis	227	24	8	1	0	0	5	265	195	5	2	0	0	0	2	204
Pulau Pinang	469	356	209	1	0	1	6	1,042	464	207	62	1	2	0	2	738
Sabah	27	125	5	3	669	2	68	899	67	77	5	2	1038	6	116	1,311
Sarawak	197	191	2	1	2	384	14	791	290	223	0	0	3	512	12	1,040
Selangor	1687	723	874	9	9	4	29	3,335	1967	456	245	31	16	10	16	2,741
Terengganu	736	12	1	0	0	0	1	750	811	13	1	0	0	0	1	826
W.P. Kuala Lumpur	1078	648	429	0	10	4	25	2,194	912	236	81	1	3	7	11	1,251
W.P. Labuan	17	7	0	0	9	1	4	38	51	8	0	1	19	2	7	88
<b>Jumlah/ Total</b>	<b>10,104</b>	<b>3,399</b>	<b>2,756</b>	<b>51</b>	<b>702</b>	<b>403</b>	<b>201</b>	<b>17,616</b>	<b>10,057</b>	<b>1,985</b>	<b>721</b>	<b>365</b>	<b>1,094</b>	<b>549</b>	<b>222</b>	<b>14,993</b>



**JADUAL 10.5 : BILANGAN OKU BARU BERDAFTAR MENGIKUT KATEGORI KETIDAKUPAYAAN, KUMPULAN ETNIK DAN NEGERI, 2017 (samb.)**

*Table 10.5 : Number of New Registration of PWD's by Category of Disabilities, Ethnic Group and State, 2017 (cont.)*

Negeri / State	Pertuturan / Speech								Mental / Mental							
	Melayu	Cina	India	PSm	PSb	PSw	Lain-lain	Jumlah	Melayu	Cina	India	PSm	PSb	PSw	Lain-lain	Jumlah
	Malay	Chinese	Indian	PSm	PSb	PSw	Others	Total	Malay	Chinese	Indian	PSm	PSb	PSw	Others	Total
Johor	30	6	2	0	2	1	0	41	223	126	41	1	0	4	1	396
Kedah	24	3	0	0	0	0	0	27	284	36	22	0	0	0	1	343
Kelantan	12	1	0	0	0	0	1	14	392	10	2	0	0	0	0	404
Melaka	5	1	1	0	0	0	0	7	95	54	16	0	0	0	1	166
Negeri Sembilan	7	2	0	0	0	0	0	9	76	51	47	1	0	0	2	177
Pahang	13	0	1	0	0	0	0	14	86	21	6	0	0	0	0	113
Perak	6	3	4	0	0	0	0	13	185	110	41	1	0	0	3	340
Perlis	5	0	0	0	0	0	0	5	79	4	3	0	0	0	2	88
Pulau Pinang	3	2	2	0	0	0	0	7	60	77	12	1	0	0	1	151
Sabah	2	3	0	28	0	0	3	36	8	50	0	3	213	0	21	295
Sarawak	7	2	0	0	1	18	0	28	82	167	2	1	0	169	3	424
Selangor	17	9	5	0	0	1	0	32	229	192	134	3	0	0	2	560
Terengganu	14	0	0	0	0	0	0	14	198	8	1	0	0	0	0	207
W.P. Kuala Lumpur	12	7	2	0	0	0	0	21	111	124	49	0	0	0	3	287
W.P. Labuan	0	0	0	0	1	0	1	2	5	5	0	0	3	0	0	13
<b>Jumlah/ Total</b>	<b>157</b>	<b>39</b>	<b>17</b>	<b>28</b>	<b>4</b>	<b>20</b>	<b>5</b>	<b>270</b>	<b>2,113</b>	<b>1,035</b>	<b>376</b>	<b>11</b>	<b>216</b>	<b>173</b>	<b>40</b>	<b>3,964</b>

**JADUAL 10.5 :BILANGAN OKU BARU BERDAFTAR MENGIKUT KATEGORI KETIDAKUPAYAAN,  
KUMPULAN ETNIK DAN NEGERI, 2017 (samb.)**

*Table 10.5 : Number of New Registration of PWD's by Category of Disabilities,  
Ethnic Group and State, 2017 (cont.)*

Negeri / State	PELBAGAI / Others							Jumlah Grand Total	
	Melayu	Cina	India	PSm	PSb	PSw	Lain-lain		Jumlah
	Malay	Chinese	Indian	PSm	PSb	PSw	Others		Total
Johor	121	48	17	4	1	2	3	196	4,505
Kedah	126	7	15	0	0	0	0	148	3,638
Kelantan	141	5	0	0	0	0	3	149	3,205
Melaka	26	5	3	0	0	0	1	35	1,868
Negeri Sembilan	47	11	21	0	0	0	0	79	1,916
Pahang	98	9	4	5	0	2	1	119	2,462
Perak	94	43	32	1	0	0	0	170	3,437
Perlis	14	3	1	0	0	0	0	18	673
Pulau Pinang	59	34	5	0	0	0	1	99	2,487
Sabah	4	18	0	1	167	0	25	215	3,129
Sarawak	32	42	1	0	1	71	5	152	2,938
Selangor	240	100	80	3	0	2	3	428	8,154
Terengganu	116	2	0	0	0	0	0	118	2,294
W.P. Kuala Lumpur	51	24	11	0	0	1	1	88	4,359
W.P. Labuan	3	1	0	0	7	1	1	13	167
<b>Jumlah/ Total</b>	<b>1,172</b>	<b>352</b>	<b>190</b>	<b>14</b>	<b>176</b>	<b>79</b>	<b>44</b>	<b>2,027</b>	<b>45,232</b>



**BAHAGIAN B -  
PERKHIDMATAN LUAR**  
*SECTION B -  
FIELD SERVICES*

**L A P O R A N  
S T A T I S T I K**  
**2017**

JABATAN KEBAJIKAN MASYARAKAT

**PROGRAM PEMULIHAN DALAM KOMUNITI (PDK)**

*Community Based Rehabilitation Programme (CBR)*

B11

### JADUAL 11.1 : BILANGAN PROGRAM PEMULIHAN DALAM KOMUNITI MENGIKUT NEGERI, PEKERJA DAN PELATIH, 2017

Table 11.1 : Number of CBR by State, Workers and Trainees, 2017

Negeri / State	Jumlah PDK	Pekerja / Employees	Petugas / Officer	Pelatih / Coach
	Total CBR	Penyelia / Supervisor		
Johor	73	73	371	2,452
Kedah	42	42	234	1,639
Kelantan	44	44	159	1,237
Melaka	17	17	90	430
Negeri Sembilan	44	44	191	1,160
Pahang	51	51	215	1,294
Perak	41	38	123	1,063
Perlis	8	8	60	425
Pulau Pinang	24	24	202	979
Sabah	36	36	180	2,101
Sarawak	51	51	317	3,100
Selangor	52	52	282	2,294
Terengganu	47	47	199	1,569
W. P Kuala Lumpur	12	12	70	505
W. P Labuan	2	2	11	86
<b>Jumlah / Total</b>	<b>544</b>	<b>541</b>	<b>2,704</b>	<b>20,334</b>

**BAHAGIAN B -  
PERKHIDMATAN LUAR**  
*SECTION B -  
FIELD SERVICES*

**L A P O R A N  
S T A T I S T I K**  
**2017**

JABATAN KEBAJIKAN MASYARAKAT

**PERKHIDMATAN KAUNSELING - BAHAGIAN A, B, & C**

*Counselling Services - Section A, B & C*

B12

BAHAGIAN A : BENGKEL INTERAKTIF/ *Section A : Interactive Workshop***JADUAL 12.1 : BILANGAN DAFTAR KES BENGKEL INTERAKTIF YANG DIRUJUK MENGIKUT SEKSYEN, JANTINA DAN NEGERI, 2017***Table 12.1 : Number of Cases Referred Interactive Workshop Register by Section, Sex and State, 2017*

Negeri / State	Sek. 30 (8) (a)		Sek. 93 (1) (b)		Jumlah		Jumlah Besar
	L / M	P / F	L / M	P / F	L / M	P / F	Grand Total
Johor	0	1	341	25	341	26	367
Kedah	1	1	101	5	102	6	108
Kelantan	22	0	66	10	88	10	98
Melaka	0	0	77	2	77	2	79
Negeri Sembilan	1	4	29	8	30	12	42
Pahang	0	9	260	6	260	15	275
Perak	0	0	164	12	164	12	176
Perlis	3	1	82	18	85	19	104
Pulau Pinang	2	2	225	12	227	14	241
Sabah	15	2	303	30	318	32	350
Sarawak	3	1	1	0	4	1	5
Selangor	20	10	311	7	331	17	348
Terengganu	0	0	1,354	11	1,354	11	1,365
W.P Kuala Lumpur	0	0	75	7	75	7	82
W.P Labuan	0	0	0	0	0	0	0
<b>Jumlah / Total</b>	<b>67</b>	<b>31</b>	<b>3,389</b>	<b>153</b>	<b>3,456</b>	<b>184</b>	<b>3,640</b>

### JADUAL 12.2 : BILANGAN KES BARU BENGKEL INTERAKTIF YANG DIRUJUK MENGIKUT JENIS KESALAHAN, JANTINA DAN ETNIK, 2017

Table 12.2 : Number of New Cases Referred Interactive Workshop Register by Type of Offences, Sex and Ethnic, 2017

Jenis Kesalahan / Type of Offences	Melayu		Cina		India		PSm		PSb		PSw		Lain-lain		Jumlah	
	Malay		Chinese		Indian		PSm (Peninsular Natives)		PSb (Sabah Na-tives)		PSw (Sarawak Natives)		Others		Total	
	L	P	L	P	L	P	L	P	L	P	L	P	L	P	L	P
	M	F	M	F	M	F	M	F	M	F	M	F	M	F	M	F
Harta benda / Property	219	6	9	2	20	0	1	0	79	3	0	0	4	0	332	11
Dadah / Drugs	104	6	4	3	6	0	0	0	35	6	0	0	4	1	153	16
Sabit manusia / People related	58	0	19	0	12	0	0	0	30	0	2	0	0	0	121	0
Kesalahan jantina / Cross-dressing	21	0	1	0	2	0	0	0	12	0	0	0	0	0	36	0
Lalu lintas / Traffic	12	0	2	0	0	0	0	0	12	0	0	0	0	0	26	0
Senjata / Weapon	1	0	1	0	0	0	0	0	15	0	0	0	0	0	17	0
Akta Kesalahan Kecil / Minor Offences Act	0	0	0	0	0	0	0	0	31	0	0	0	0	0	31	0
Berjudi / Gamble	5	0	3	0	3	0	0	0	0	0	0	0	0	0	11	0
Pemeliharaan/Pelindungan / Care / Protection	3	5	2	0	0	0	0	2	9	0	0	0	0	0	14	7
Tidak Terkawal / Out of Controls	30	2	0	0	0	0	0	0	0	4	0	0	0	0	30	6
Lain-Lain / Others	7	1	1	0	1	2	0	0	0	0	0	0	0	0	9	3
<b>Jumlah / Total</b>	<b>460</b>	<b>20</b>	<b>42</b>	<b>5</b>	<b>44</b>	<b>2</b>	<b>1</b>	<b>2</b>	<b>223</b>	<b>13</b>	<b>2</b>	<b>0</b>	<b>8</b>	<b>1</b>	<b>780</b>	<b>43</b>



## BAHAGIAN B : KAUNSELING KOMUNITI/PERKHIDMATAN LUAR / Section B : Community Counselling/Field Service

**JADUAL 12.3 : PERKHIDMATAN KAUNSELING DAN PSIKOLOGI KOMUNITI MENGIKUT JENIS PERKHIDMATAN, BILANGAN KES DAN BILANGAN SESI, 2017***Table 12.3 : Community Counselling and Psychology Services by Types of Services, Number of Cases and Sessions, 2017*

Negeri / State	Perkhidmatan / Services																Jumlah / Total	
	1. Penaksiran Psikologi		2. Intervensi Krisis		3. Kaunseling Individu		4. Kaunseling Kelompok		5. Kaunseling Keluarga		6. Kaunseling Perkahwinan		7. Tele/ E-kaunseling		8. Psiko Pendidikan			
	1. Psychological Assessment		2. Crisis Intervention		3. Individual Counselling		4. Group Counselling		5. Family Counselling		6. Marriage Counselling		7. Tele/ E-counselling		8. Psycho Education			
	Bil Kes / No. of cases	Bil Sesi / No. of Session	Bil Kes / No. of cases	Bil Sesi / No. of Session	Bil Kes / No. of cases	Bil Sesi / No. of Session	Bil Kes / No. of cases	Bil Sesi / No. of Session	Bil Kes / No. of cases	Bil Sesi / No. of Session	Bil Kes / No. of cases	Bil Sesi / No. of Session	Bil Kes / No. of cases	Bil Sesi / No. of Session	Bil Kes / No. of cases	Bil Sesi / No. of Session		
Johor	0	0	0	0	4	4	0	0	3	1	0	0	0	0	296	9	303	14
Kedah	215	215	76	76	34	39	3	2	3	1	3	1	2	1	1,993	134	2,329	469
Kelantan	2	2	15	15	15	15	12	3	0	0	0	0	3	3	1,020	1,020	1,067	1,058
Melaka	0	0	93	127	156	417	7	1	7	1	6	3	11	11	456	10	736	570
Negeri Sembilan	649	649	371	371	102	102	44	11	3	1	0	0	15	15	961	335	2,145	1,484
Pahang	39	39	105	105	133	133	0	0	2	1	0	0	1	1	3,195	2,914	3,475	3,193
Perak	5	5	67	7	12	13	0	0	2	2	0	0	3	3	209	209	298	239
Perlis	342	342	14	14	11	22	0	0	0	0	0	0	2	2	1,213	35	1,582	415
Pulau Pinang	57	57	1,211	1,211	77	86	13	2	10	3	0	0	10	12	536	536	1,914	1,907
Sabah	138	138	70	97	148	402	18	6	12	7	3	7	31	32	2,054	2,054	2,474	2,743
Sarawak	6	6	157	125	76	76	12	3	7	2	0	0	0	0	4,187	4,187	4,445	4,399
Selangor	9	9	0	0	40	41	14	3	12	11	0	0	2	2	13	13	90	79
Terengganu	7	7	18	15	3	3	0	0	0	0	0	0	0	0	7	7	35	32
W.P Kuala Lumpur	33	2	18	18	40	40	49	3	29	12	2	1	47	47	1,331	184	1,549	307
W.P Labuan	0	0	0	0	3	3	0	0	0	0	0	0	0	0	0	0	3	3
<b>Jumlah / Total</b>	<b>1,502</b>	<b>1,471</b>	<b>2,215</b>	<b>2,181</b>	<b>854</b>	<b>1,396</b>	<b>172</b>	<b>34</b>	<b>90</b>	<b>42</b>	<b>14</b>	<b>12</b>	<b>127</b>	<b>129</b>	<b>17,471</b>	<b>11,647</b>	<b>22,445</b>	<b>16,912</b>

**Nota: Psiko pendidikan turut meliputi aktiviti bimbingan, konsultasi, psikoterapi, bengkel dan seminar.**

*Note : Psycho education involves guidance activities, consultation, psychotherapy, workshops and seminars.*

## BAHAGIAN C : KAUNSELING ORGANISASI / Section C : Organisation Counselling

**JADUAL 12.4 : PERKHIDMATAN KAUNSELING DAN PSIKOLOGI ORGANISASI MENGIKUT JENIS PERKHIDMATAN, BILANGAN KES DAN BILANGAN SESI, 2017***Table 12.4 : Organizational Counselling Services and Psychology Services by Types of Services, Number of Cases and Session, 2017*

Negeri / State	Perkhidmatan / Services																Jumlah / Total		
	1. Penaksiran Psikologi		2. Intervensi Krisis		3. Kaunseling Individu		4. Kaunseling Kelompok		5. Kaunseling Keluarga		6. Kaunseling Perkahwinan		7. Tele/ E-kaunseling		8. Psiko Pendidikan				
	1. Psychological Assessment	2. Crisis Intervention	3. Individual Counselling	4. Group Counselling	5. Family Counselling	6. Marriage Counselling	7. Tele/ E-counselling	8. Psycho Education	Bil Kes / No. of cases	Bil Sesi / No. of Session	Bil Kes / No. of cases	Bil Sesi / No. of Session	Bil Kes / No. of cases	Bil Sesi / No. of Session	Bil Kes / No. of cases	Bil Sesi / No. of Session	Bil Kes / No. of cases	Bil Sesi / No. of Session	
Johor	0	0	0	0	0	0	0	0	0	0	0	0	0	0	0	0	0	0	0
Kedah	73	73	16	1	1	1	0	0	0	0	0	0	0	0	438	29	528	104	
Kelantan	1	1	0	0	1	1	0	0	0	0	0	0	0	0	0	0	2	2	
Melaka	0	0	493	493	2	2	10	3	0	0	0	0	0	0	20	20	525	518	
Negeri Sembilan	413	413	0	0	27	73	3	3	0	0	0	0	0	0	480	480	923	969	
Pahang	0	0	0	0	2	2	0	0	0	0	0	0	0	0	0	0	2	2	
Perak	0	0	3	3	0	0	5	3	0	0	0	0	0	0	70	70	78	76	
Perlis	2	2	0	0	1	6	0	0	0	0	0	0	0	0	0	0	3	8	
Pulau Pinang	91	91	0	0	3	8	23	1	0	0	0	0	0	0	102	102	219	202	
Sabah	123	123	0	0	1	7	0	0	0	0	0	0	0	0	30	30	154	160	
Sarawak	0	0	1	1	0	0	0	0	0	0	0	0	0	0	129	129	130	130	
Selangor	0	0	0	0	95	190	0	0	0	0	0	0	0	0	117	234	212	424	
Terengganu	32	32	0	0	1	3	0	0	0	0	0	0	0	0	1	1	34	36	
W.P Kuala Lumpur	93	93	0	0	9	9	0	0	0	0	0	0	1	1	377	93	480	196	
W.P Labuan	0	0	0	0	0	0	0	0	0	0	0	0	0	0	0	0	0	0	
<b>Jumlah / Total</b>	<b>828</b>	<b>828</b>	<b>513</b>	<b>498</b>	<b>143</b>	<b>302</b>	<b>41</b>	<b>10</b>	<b>0</b>	<b>0</b>	<b>0</b>	<b>0</b>	<b>1</b>	<b>1</b>	<b>1,764</b>	<b>1,188</b>	<b>3,290</b>	<b>2,827</b>	



**BAHAGIAN B -  
PERKHIDMATAN LUAR**  
*SECTION B -  
FIELD SERVICES*

**L A P O R A N  
S T A T I S T I K**

**2017**

JABATAN KEBAJIKAN MASYARAKAT

**TAMAN ASUHAN KANAK-KANAK (TASKA)**

*Child Care Centre*

B13

**JADUAL 13.1 : BILANGAN TASKA BERDAFTAR, PENGASUH DAN KANAK-KANAK MENGIKUT NEGERI, 2017**  
*Table 13.1 : Number of Registered Child Care Centre, Child Care Provider and Number of Children by State, 2017*

Negeri / State	Pendaftaran (diluluskan) / Registration (Approved)	Pengecualian / Exemption	Bil. Pengasuh / No. of Caregives	Bil. Kanak-kanak / No. of Children		
				0-3	3-4	4-6
Johor	330	3	1,233	1,184	1,265	2,167
Kedah	230	0	794	857	758	1,139
Kelantan	171	0	658	745	718	945
Melaka	97	0	519	527	469	683
Negeri Sembilan	226	1	573	517	459	774
Pahang	204	0	815	984	849	1,278
Perak	349	2	1,146	689	978	2,051
Perlis	41	0	112	139	122	185
Pulau Pinang	153	1	731	585	672	1,268
Sabah	314	4	1,163	1,352	1,498	1,638
Sarawak	158	0	757	369	417	1,293
Selangor	1,202	5	4,395	5,238	4,185	6,206
Terengganu	168	0	823	952	814	862
WP Kuala Lumpur	434	12	1,901	2,068	2,076	2,819
WP Labuan	36	2	77	141	85	98
<b>Jumlah / Total</b>	<b>4,113</b>	<b>30</b>	<b>15,697</b>	<b>16,347</b>	<b>15,365</b>	<b>23,406</b>
		<b>4,143</b>			<b>55,118</b>	

**BAHAGIAN B -  
PERKHIDMATAN LUAR**  
*SECTION B -  
FIELD SERVICES*

**L A P O R A N  
S T A T I S T I K**

**2017**

JABATAN KEBAJIKAN MASYARAKAT

**PUSAT JAGAAN**

*Care Centre*

B14

### JADUAL 14.1 : BILANGAN PUSAT JAGAAN BERDAFTAR, BILANGAN PENJAGA DAN BILANGAN PENGHUNI MENGIKUT NEGERI DAN KATEGORI, 2017

Table 14.1 : Number of Registered Care Centres, Number of Carer and Residents by State and Category, 2017

Negeri / State	Pendaftaran (diluluskan) / Registration (approved)	Kategori / Category		Kategori Pusat Jagaan Category of Daycare		Bil. Penjaga / No. of Guardian			Bil. Penghuni / No. of Residents		
		NGO / NGO Swasta / Private		Harian / Daycare	Kediaman / Residence	Kanak-Kanak / Children	OKU / PWD's	Orang Tua / Senior Citizen	Kanak-Kanak / Children	OKU / PWD's	Orang Tua / Senior Citizen
Johor	189	44	145	104	85	500	174	238	3,456	959	1,059
Kedah	84	35	49	45	39	221	70	46	1,601	384	146
Kelantan	29	15	14	16	13	93	21	0	807	164	0
Melaka	88	21	67	37	51	164	68	114	1,486	288	425
Negeri Sembilan	95	35	60	40	55	164	63	130	1,197	280	465
Pahang	98	10	88	57	41	235	54	104	1,854	188	419
Perak	181	78	103	89	92	302	148	165	2,604	2,135	1,075
Perlis	8	7	1	1	7	11	0	1	201	0	20
Pulau Pinang	81	18	63	59	22	291	132	193	2,046	572	785
Sabah	33	13	20	9	24	93	39	45	718	99	169
Sarawak	33	14	19	15	18	116	78	65	448	352	120
Selangor	495	135	360	304	191	1,378	219	405	7,357	989	1,245
Terengganu	19	11	8	8	11	59	0	6	752	0	61
WP Kuala Lumpur	83	15	68	46	37	240	92	70	1,949	440	529
WP Labuan	2	1	1	2	0	3	2	0	29	20	0
<b>Jumlah / Total</b>	<b>1,518</b>	<b>452</b>	<b>1,066</b>	<b>832</b>	<b>686</b>	<b>3,870</b>	<b>1,160</b>	<b>1,582</b>	<b>26,505</b>	<b>6,870</b>	<b>6,518</b>
	<b>1,518</b>	<b>1,518</b>		<b>1,518</b>			<b>6,612</b>			<b>39,893</b>	

**BAHAGIAN B -  
PERKHIDMATAN LUAR**  
*SECTION B -  
FIELD SERVICES*

**L A P O R A N  
S T A T I S T I K**  
**2017**

JABATAN KEBAJIKAN MASYARAKAT

**GERAN KEPADA PERTUBUHAN SUKARELA KEBAJIKAN**

*Grant to Voluntary Welfare Organisations*

B15



## JADUAL 15.1 BILANGAN PERTUBUHAN SUKARELA KEBAJIKAN YANG MENERIMA GERAN BANTUAN MENGIKUT NEGERI, 2017

Table 15.1 : Number of Grants to Voluntary Welfare Organisations by State, 2017

Negeri / State	Bil PSK / No. of VWO	Penghuni / Residents	Geran / Grant (RM'000)
Kebangsaan / National	26	1,090	6,428.9
Johor	22	1,298	2,038.2
Kedah	17	658	1,242.6
Kelantan	8	513	954.6
Melaka	11	546	923.0
Negeri Sembilan	10	269	699.1
Pahang	13	646	590.3
Perak	28	1,215	2,625.0
Perlis	5	117	380.5
Pulau Pinang	25	1,087	2,117.6
Sabah	4	255	334.8
Sarawak	9	717	715.7
Selangor	51	1,761	2,951.6
Terengganu	9	646	769.8
W. P Kuala Lumpur	15	403	660.3
W. P Labuan	0	0	0.0
<b>Jumlah / Total</b>	<b>253</b>	<b>11,221</b>	<b>23,432.0</b>

## JADUAL 15.2: BILANGAN PERTUBUHAN SUKARELA KEBAJIKAN YANG MENERIMA GERAN BANTUAN MENGIKUT KUMPULAN SASAR PERKHIDMATAN, 2017

*Table 15.2 : Number of Grants to Voluntary Welfare Organisations by Target Groups, 2017*

Bil / No.	Kumpulan Sasar / Target Groups	Jumlah PSK / No. of VWO	Penghuni / Residents	Geran / Grant (RM'000)
1	OKU / PWD's	104	3,496	9,117.7
2	Kanak-Kanak / Children	99	4,964	7,155.0
3	Warga Tua / Senior citizen	29	2,133	4,597.1
4	Keluarga / Family	16	344	2,082.7
5	Wanita/ Akhlak/ Lain-lain / Women / Others	5	284	479.4
<b>Jumlah / Total</b>		<b>253</b>	<b>11,221</b>	<b>23,432.0</b>



**BAHAGIAN C -  
PERKHIDMATAN  
INSTITUSI**  
*SECTION C -  
INSTITUTION SERVICES*

**L A P O R A N  
S T A T I S T I K**

**2017**

JABATAN KEBAJIKAN MASYARAKAT

**PERKHIDMATAN INSTITUSI**

*Institutional Services*

C

**Jadual 1: Bilangan Penghuni/Pelatih Mengikut Institusi dan Jantina, 2017***Table 1 : Number of Inmates/Trainees by Institution and Sex, 2017*

Institusi / Institution	Jantina / Gender		
	L / M	P / F	Jumlah / Total
Asrama Akhlak AA	121	61	182
Sekolah Tunas Bakti STB	714	228	942
Taman Seri Puteri TSP	0	75	75
Taman Sinar Harapan TSH	314	337	651
Pusat Latihan Perindustrian Dan Pemulihan PLPP	75	33	108
Bengkel Terlindung BD	64	41	105
Desa Bina Diri DBD	647	286	933
Rumah Kanak-Kanak RKK	527	569	1,096
Rumah Seri Kenangan RSK	907	593	1,500
Rumah Ehsan RE	103	103	206
<b>Jumlah / Total</b>	<b>3,472</b>	<b>2,326</b>	<b>5,798</b>

**Jadual 2: Bilangan Penghuni/Pelatih Mengikut Institusi dan Etnik, 2017***Table 2 : Number of Inmates/Trainees by Institution and Ethnic, 2017*

Institusi / Institution	Melayu	Cina	India	Psm	PSb	PSw	Lain-lain	Jumlah
	Malay	Chinese	Indian	PSm	PSb	PSw	Others	Total
Asrama Akhlak	159	9	11	0	0	0	3	182
Sekolah Tunas Bakti	769	28	50	3	39	50	3	942
Taman Seri Puteri	50	2	4	0	11	6	2	75
Taman Sinar Harapan	363	174	75	3	1	14	21	651
Pusat Latihan Perindustrian Dan Pemulihan	96	3	4	0	0	0	5	108
Bengkel Terlindung	101	0	4	0	0	0	0	105
Desa Bina Diri	482	226	202	0	3	13	7	933
Rumah Kanak-Kanak	643	46	113	1	41	37	215	1,096
Rumah Seri Kenangan	780	451	249	2	1	0	17	1,500
Rumah Ehsan	139	40	25	0	0	0	2	206
<b>Jumlah / Total</b>	<b>3,582</b>	<b>979</b>	<b>737</b>	<b>9</b>	<b>96</b>	<b>120</b>	<b>275</b>	<b>5,798</b>



**BAHAGIAN C -  
PERKHIDMATAN  
INSTITUSI**  
*SECTION C -  
INSTITUTION SERVICES*

**L A P O R A N  
S T A T I S T I K**

**2017**

JABATAN KEBAJIKAN MASYARAKAT

**ASRAMA AKHLAK (AA)**

*Probation Hostel*

C1



**Jadual 1.1 : Bilangan Penghuni Asrama Akhlak Mengikut Institusi Dan Jantina, 2017***Table 1.1 : Number of Probation Hostel Probationers by Institution and Sex, 2017*

Institusi / Institution	Jantina / Gender	
	L / M	P / F
Asrama Pokok Sena	23	0
Asrama Bukit Baru	12	0
Asrama Rusila	23	0
Asrama Sentosa	29	0
Asrama Paya Terubong	5	0
Asrama Kempas	23	0
Asrama Bahagia (P)	0	40
Asrama Jitra (P)	0	21
Asrama Akhlak Kuching	6	0
<b>Jumlah / Total</b>	<b>121</b>	<b>61</b>
	<b>182</b>	

**Jadual 1.2 : Bilangan Penghuni Asrama Akhlak Mengikut Kumpulan Etnik dan Jantina, 2017***Table 1.2 : Number of Probation Hostel Probationers by Ethnic Group and Sex, 2017*

Institusi / Institution	Lelaki / Male							Jumlah / Total (A)	Perempuan / Female							Jumlah / Total (B)	Jumlah / Total (A+B)	
	Melayu	Cina	India	PSm	PSb	PSw	Lain-lain		Melayu	Cina	India	PSm	PSb	PSw	Lain-lain			
	Malay	Chinese	Indian	PSm	PSb	PSw	Others		Malay	Chinese	Indian	PSm	PSb	PSw	Others			
Asrama Pokok Sena	21	0	2	0	0	0	0	23	0	0	0	0	0	0	0	0	0	23
Asrama Bukit Baru	9	2	1	0	0	0	0	12	0	0	0	0	0	0	0	0	0	12
Asrama Rusila	22	0	0	0	0	0	1	23	0	0	0	0	0	0	0	0	0	23
Asrama Sentosa	27	1	1	0	0	0	0	29	0	0	0	0	0	0	0	0	0	29
Asrama Paya Terubong	5	0	0	0	0	0	0	5	0	0	0	0	0	0	0	0	0	5
Asrama Bukit Senyum	21	0	2	0	0	0	0	23	0	0	0	0	0	0	0	0	0	23
Asrama Bahagia (P)	0	0	0	0	0	0	0	0	32	4	3	0	0	0	1	40	40	
Asrama Jitra (P)	0	0	0	0	0	0	0	0	18	1	2	0	0	0	0	21	21	
Asrama Akhlak Kuching	4	1	0	0	0	0	1	6	0	0	0	0	0	0	0	0	0	6
<b>Jumlah / Total</b>	<b>109</b>	<b>4</b>	<b>6</b>	<b>0</b>	<b>0</b>	<b>0</b>	<b>2</b>	<b>121</b>	<b>50</b>	<b>5</b>	<b>5</b>	<b>0</b>	<b>0</b>	<b>0</b>	<b>1</b>	<b>61</b>	<b>182</b>	

**Jadual 1.3 : Bilangan Penghuni Asrama Akhlak Mengikut Kumpulan Umur dan Jantina, 2017***Table 1.3 : Number of Probation Hostel Probationers by Age Group and Sex, 2017*

Kumpulan Umur / Age Group	10 - 11 tahun / age	12 - 13 tahun / age	14 - 15 tahun / age	16 - 17 tahun / age	> 18 tahun / age	Jumlah / Total
Lelaki / Male	2	21	45	53	0	121
Perempuan / Female	1	6	33	21	0	61
<b>Jumlah / Total</b>	<b>3</b>	<b>27</b>	<b>78</b>	<b>74</b>	<b>0</b>	<b>182</b>

**Jadual 1.4 : Bilangan Kemasukan Penghuni Asrama Akhlak Mengikut Kumpulan Etnik dan Jantina, 2017**  
*Table 1.4 : Number of Admission of Probation Hostel Probationers by Ethnic Group and Sex, 2017*

Institusi / Institution	Lelaki / Male							Jumlah / Total (A)	Perempuan / Female							Jumlah / Total (B)	Jumlah / Total (A+B)
	Melayu	Cina	India	PSm	PSb	PSw	Lain-lain		Melayu	Cina	India	PSm	PSb	PSw	Lain-lain		
	Malay	Chinese	Indian	PSm	PSb	PSw	Others		Malay	Chinese	Indian	PSm	PSb	PSw	Others		
Asrama Pokok Sena	71	0	4	0	0	0	1	76	0	0	0	0	0	0	0	0	76
Asrama Bukit Baru	9	2	2	0	0	0	0	13	0	0	0	0	0	0	0	0	13
Asrama Rusila	24	0	0	0	0	0	2	26	0	0	0	0	0	0	0	0	26
Asrama Sentosa	27	1	1	0	0	0	0	29	0	0	0	0	0	0	0	0	29
Asrama Paya Terubong	5	0	0	0	0	0	0	5	0	0	0	0	0	0	0	0	5
Asrama Bukit Senyum	23	0	2	0	0	0	0	25	0	0	0	0	0	0	0	0	25
Asrama Bahagia (P)	0	0	0	0	0	0	0	0	32	4	4	0	0	0	1	41	41
Asrama Jitra (P)	0	0	0	0	0	0	0	0	12	1	2	0	0	0	0	15	15
Asrama Akhlak Kuching	5	1	0	0	0	0	1	7	0	0	0	0	0	0	0	0	7
<b>Jumlah / Total</b>	<b>164</b>	<b>4</b>	<b>9</b>	<b>0</b>	<b>0</b>	<b>0</b>	<b>4</b>	<b>181</b>	<b>44</b>	<b>5</b>	<b>6</b>	<b>0</b>	<b>0</b>	<b>0</b>	<b>1</b>	<b>56</b>	<b>237</b>

**Jadual 1.5 : Bilangan Keluaran Penghuni Asrama Akhlak Mengikut Kumpulan Etnik dan Jantina, 2017**  
*Table 1.5 : Number of Release of Probation Hostel Probationers by Ethnic Group and Sex, 2017*

Institusi / Institution	Lelaki / Male							Jumlah / Total (A)	Perempuan / Female							Jumlah / Total (B)	Jumlah / Total (A+B)	
	Melayu	Cina	India	PSm	PSb	PSw	Lain-lain		Melayu	Cina	India	PSm	PSb	PSw	Lain-lain			
	Malay	Chinese	Indian	PSm	PSb	PSw	Others		Malay	Chinese	Indian	PSm	PSb	PSw	Others			
Asrama Pokok Sena	68	1	2	0	0	0	1	72	0	0	0	0	0	0	0	0	72	
Asrama Bukit Baru	15	0	4	0	0	0	2	21	0	0	0	0	0	0	0	0	21	
Asrama Rusila	34	0	0	0	0	0	1	35	0	0	0	0	0	0	0	0	35	
Asrama Sentosa	15	2	3	0	0	0	0	20	0	0	0	0	0	0	0	0	20	
Asrama Paya Terubong	1	0	0	0	0	0	0	1	0	0	0	0	0	0	0	0	1	
Asrama Bukit Senyum	14	0	1	0	0	0	0	15	0	0	0	0	0	0	0	0	15	
Asrama Bahagia (P)	0	0	0	0	0	0	0	0	23	1	1	0	0	0	0	0	25	
Asrama Jitra (P)	0	0	0	0	0	0	0	0	15	0	0	0	0	0	0	0	15	
Asrama Akhlak Kuching	1	0	0	0	0	0	0	1	0	0	0	0	0	0	0	0	1	
<b>Jumlah / Total</b>	<b>148</b>	<b>3</b>	<b>10</b>	<b>0</b>	<b>0</b>	<b>0</b>	<b>4</b>	<b>165</b>	<b>38</b>	<b>1</b>	<b>1</b>	<b>0</b>	<b>0</b>	<b>0</b>	<b>0</b>	<b>0</b>	<b>40</b>	<b>205</b>

**BAHAGIAN C -  
PERKHIDMATAN  
INSTITUSI**  
*SECTION C -  
INSTITUTION SERVICES*

**L A P O R A N  
S T A T I S T I K**

**2017**

JABATAN KEBAJIKAN MASYARAKAT

**SEKOLAH TUNAS BAKTI (STB)**

*Approved School*

C2

**Jadual 2.1 : Bilangan Penghuni STB Mengikut Institusi Dan Jantina, 2017***Table 2.1 : Number of Approved School Inmates by Institution and Sex, 2017*

Institusi / Institution	Jantina / Gender	
	L / M	P / F
STB Jerantut	0	0
STB Kota Kinabalu	35	0
STB Kuching	74	0
STB Teluk Air Tawar	142	0
STB Sungai Besi	300	0
STB Taiping	163	0
STB Sungai Lereh (P)	0	107
STB Miri (P)	0	20
STB Marang (P)	0	101
<b>Jumlah / Total</b>	<b>714</b>	<b>228</b>

942

**Jadual 2.2 : Bilangan Penghuni STB Mengikut Kumpulan Etnik dan Jantina, 2017***Table 2.2 : Number of Approved School Inmates by Ethnic Group and Sex, 2017*

Institusi / Institution	Lelaki / Male							Jumlah / Total (A)	Perempuan / Female							Jumlah / Total (B)	Jumlah / Total (A+B)	
	Melayu	Cina	India	PSm	PSb	PSw	Lain-lain		Melayu	Cina	India	PSm	PSb	PSw	Lain-lain			
	Malay	Chinese	Indian	PSm	PSb	PSw	Others		Malay	Chinese	Indian	PSm	PSb	PSw	Others			
STB Jerantut	0	0	0	0	0	0	0	0	0	0	0	0	0	0	0	0	0	0
STB Kota Kinabalu	0	2	0	0	31	2	0	35	0	0	0	0	0	0	0	0	0	35
STB Kuching	27	8	0	0	0	39	0	74	0	0	0	0	0	0	0	0	0	74
STB Teluk Air Tawar	138	0	4	0	0	0	0	142	0	0	0	0	0	0	0	0	0	142
STB Sungai Besi	263	3	28	1	2	0	3	300	0	0	0	0	0	0	0	0	0	300
STB Taiping	143	4	10	2	4	0	0	163	0	0	0	0	0	0	0	0	0	163
STB Sungai Lereh (P)	0	0	0	0	0	0	0	0	95	4	7	0	0	1	0	0	107	107
STB Miri (P)	0	0	0	0	0	0	0	0	6	4	0	0	2	8	0	0	20	20
STB Marang (P)	0	0	0	0	0	0	0	0	97	3	1	0	0	0	0	0	101	101
<b>Jumlah / Total</b>	<b>571</b>	<b>17</b>	<b>42</b>	<b>3</b>	<b>37</b>	<b>41</b>	<b>3</b>	<b>714</b>	<b>198</b>	<b>11</b>	<b>8</b>	<b>0</b>	<b>2</b>	<b>9</b>	<b>0</b>	<b>228</b>	<b>942</b>	



**Jadual 2.3 : Bilangan Kemasukan Penghuni STB Mengikut Kumpulan Etnik dan Jantina, 2017***Table 2.3 : Number of Admission of Approved School Inmates by Ethnic Group and Sex, 2017*

Institusi / Institution	Lelaki / Male							Jumlah / Total (A)	Perempuan / Female							Jumlah / Total (B)	Jumlah / Total (A+B)
	Melayu	Cina	India	PSm	PSb	PSw	Lain- lain		Melayu	Cina	India	PSm	PSb	PSw	Lain- lain		
	Malay	Chinese	Indian	PSm	PSb	PSw	Others		Malay	Chinese	Indian	PSm	PSb	PSw	Others		
STB Jerantut	0	0	0	0	0	0	0	0	0	0	0	0	0	0	0	0	0
STB Kota Kinabalu	0	0	0	0	7	1	0	8	0	0	0	0	0	0	0	0	8
STB Kuching	13	4	0	0	0	13	0	30	0	0	0	0	0	0	0	0	30
STB Teluk Air Tawar	105	1	5	0	0	0	0	111	0	0	0	0	0	0	0	0	111
STB Sungai Besi	47	2	6	0	0	0	0	55	0	0	0	0	0	0	0	0	55
STB Taiping	83	1	5	0	4	0	0	93	0	0	0	0	0	0	0	0	93
STB Sungai Lereh (P)	0	0	0	0	0	0	0	0	13	0	0	0	0	0	0	13	13
STB Miri (P)	0	0	0	0	0	0	0	0	1	0	0	0	0	1	0	2	2
STB Marang (P)	0	0	0	0	0	0	0	0	30	0	1	0	0	0	0	31	31
<b>Jumlah / Total</b>	<b>248</b>	<b>8</b>	<b>16</b>	<b>0</b>	<b>11</b>	<b>14</b>	<b>0</b>	<b>297</b>	<b>44</b>	<b>0</b>	<b>1</b>	<b>0</b>	<b>0</b>	<b>1</b>	<b>0</b>	<b>46</b>	<b>343</b>

**Jadual 2.4 : Bilangan Keluaran Penghuni STB Mengikut Kumpulan Etnik dan Jantina, 2017***Table 2.4 : Number of Release of Approved School Inmates by Ethnic Group and Sex, 2017*

Institusi / Institution	Lelaki / Male							Jumlah / Total (A)	Perempuan / Female							Jumlah / Total (B)	Jumlah / Total (A+B)
	Melayu	Cina	India	PSm	PSb	PSw	Lain- lain		Melayu	Cina	India	PSm	PSb	PSw	Lain- lain		
	Malay	Chinese	Indian	PSm	PSb	PSw	Others		Malay	Chinese	Indian	PSm	PSb	PSw	Others		
STB Jerantut	0	0	0	0	0	0	0	0	0	0	0	0	0	0	0	0	0
STB Kota Kinabalu	0	4	1	0	22	1	0	28	0	0	0	0	0	0	0	0	28
STB Kuching	15	1	0	0	0	8	0	24	0	0	0	0	0	0	0	0	24
STB Teluk Air Tawar	54	2	4	0	0	0	0	60	0	0	0	0	0	0	0	0	60
STB Sungai Besi	153	5	8	0	0	4	0	170	0	0	0	0	0	0	0	0	170
STB Taiping	80	0	2	0	1	0	0	83	0	0	0	0	0	0	0	0	83
STB Sungai Lereh (P)	0	0	0	0	0	0	0	0	71	1	3	0	0	0	1	76	76
STB Miri (P)	0	0	0	0	0	0	0	0	5	0	0	0	2	1	0	8	8
STB Marang (P)	0	0	0	0	0	0	0	0	47	0	1	0	0	0	0	48	48
<b>Jumlah / Total</b>	<b>302</b>	<b>12</b>	<b>15</b>	<b>0</b>	<b>23</b>	<b>13</b>	<b>0</b>	<b>365</b>	<b>123</b>	<b>1</b>	<b>4</b>	<b>0</b>	<b>2</b>	<b>1</b>	<b>1</b>	<b>132</b>	<b>497</b>



**BAHAGIAN C -  
PERKHIDMATAN  
INSTITUSI**  
*SECTION C -  
INSTITUTION SERVICES*

**L A P O R A N  
S T A T I S T I K**

**2017**

JABATAN KEBAJIKAN MASYARAKAT

**TAMAN SERI PUTERI (TSP)**

*Places of Refuge*

C3

**Jadual 3.1 : Bilangan Penghuni TSP Mengikut Institusi dan Jantina, 2017***Table 3.1 : Number of TSP Inmates by Institution and Sex, 2017*

Institusi / Institution	Jantina / Gender	
	L / M	P / F
TSP Batu Gajah	0	31
TSP Cheras	0	19
TSP Kota Kinabalu	0	16
TSP Kuching	0	9
<b>Jumlah / Total</b>	<b>0</b>	<b>75</b>

**Jadual 3.2 : Bilangan Penghuni TSP Mengikut Kumpulan Etnik dan Jantina, 2017***Table 3.2 : Number of TSP Inmates by Ethnic Group and Sex, 2017*

Institusi / Institution	Lelaki / Male								Jumlah / Total (A)	Perempuan / Female								Jumlah / Total (B)	Jumlah / Total (A+B)
	Melayu	Cina	India	PSm	PSb	PSw	Lain-lain	Melayu		Cina	India	PSm	PSb	PSw	Lain-lain				
	Malay	Chinese	Indian	PSm	PSb	PSw	Others	Malay		Chinese	Indian	PSm	PSb	PSw	Others				
TSP Batu Gajah	0	0	0	0	0	0	0	0	28	0	3	0	0	0	0	0	31	31	
TSP Cheras	0	0	0	0	0	0	0	0	18	0	1	0	0	0	0	0	19	19	
TSP Kota Kinabalu	0	0	0	0	0	0	0	0	1	0	0	11	2	2	0	0	16	16	
TSP Kuching	0	0	0	0	0	0	0	0	3	2	0	0	0	4	0	0	9	9	
<b>Jumlah / Total</b>	<b>0</b>	<b>0</b>	<b>0</b>	<b>0</b>	<b>0</b>	<b>0</b>	<b>0</b>	<b>0</b>	<b>50</b>	<b>2</b>	<b>4</b>	<b>0</b>	<b>11</b>	<b>6</b>	<b>2</b>	<b>0</b>	<b>75</b>	<b>75</b>	

**Jadual 3.3 : Bilangan Kemasukan Penghuni TSP Mengikut Kumpulan Etnik dan Jantina, 2017***Table 3.3 : Number of Admission of TSP Inmates by Ethnic Group and Sex, 2017*

Institusi / Institution	Lelaki / Male							Jumlah / Total (A)	Perempuan / Female							Jumlah / Total (B)	Jumlah / Total (A+B)	
	Melayu	Cina	India	PSm	PSb	PSw	Lain- lain		Melayu	Cina	India	PSm	PSb	PSw	Lain- lain			
	Malay	Chinese	Indian	PSm	PSb	PSw	Others		Malay	Chinese	Indian	PSm	PSb	PSw	Others			
TSP Batu Gajah	0	0	0	0	0	0	0	0	51	0	4	1	0	0	0	0	56	56
TSP Cheras	0	0	0	0	0	0	0	0	42	3	4	0	0	0	1	50	50	
TSP Kota Kinabalu	0	0	0	0	0	0	0	0	0	2	0	0	2	2	2	8	8	
TSP Kuching	0	0	0	0	0	0	0	0	3	1	0	0	0	5	0	9	9	
<b>Jumlah / Total</b>	<b>0</b>	<b>0</b>	<b>0</b>	<b>0</b>	<b>0</b>	<b>0</b>	<b>0</b>	<b>0</b>	<b>96</b>	<b>6</b>	<b>8</b>	<b>1</b>	<b>2</b>	<b>7</b>	<b>3</b>	<b>123</b>	<b>123</b>	

**Jadual 3.4 : Bilangan Keluaran Penghuni TSP Mengikut Kumpulan Etnik dan Jantina, 2017***Table 3.4 : Number of Release of TSP Inmates by Ethnic Group and Sex, 2017*

Institusi / Institution	Lelaki / Male							Jumlah / Total (A)	Perempuan / Female							Jumlah / Total (B)	Jumlah / Total (A+B)
	Melayu	Cina	India	PSm	PSb	PSw	Lain- lain		Melayu	Cina	India	PSm	PSb	PSw	Lain- lain		
	Malay	Chinese	Indian	PSm	PSb	PSw	Others		Malay	Chinese	Indian	PSm	PSb	PSw	Others		
TSP Batu Gajah	0	0	0	0	0	0	0	0	74	1	2	1	0	0	0	78	78
TSP Cheras	0	0	0	0	0	0	0	0	46	3	4	0	0	0	1	54	54
TSP Kota Kinabalu	0	0	0	0	0	0	0	0	0	3	0	0	8	2	6	19	19
TSP Kuching	0	0	0	0	0	0	0	0	6	0	0	0	0	6	0	12	12
<b>Jumlah / Total</b>	<b>0</b>	<b>0</b>	<b>0</b>	<b>0</b>	<b>0</b>	<b>0</b>	<b>0</b>	<b>0</b>	<b>126</b>	<b>7</b>	<b>6</b>	<b>1</b>	<b>8</b>	<b>8</b>	<b>7</b>	<b>163</b>	<b>163</b>



**BAHAGIAN C -  
PERKHIDMATAN  
INSTITUSI**  
*SECTION C -  
INSTITUTION SERVICES*

**L A P O R A N  
S T A T I S T I K**

**2017**

JABATAN KEBAJIKAN MASYARAKAT

**TAMAN SINAR HARAPAN (TSH)**

*Taman Sinar Harapan*

C4



**Jadual 4.1 : Bilangan Penghuni TSH Mengikut Institusi dan Jantina, 2017***Table 4.1 : Number of TSH Residents by Institution and Sex, 2017*

Institusi / Institution	Jantina / Gender	
	L / M	P / F
TSH Jubli	0	62
TSH Tampoi	82	0
TSH Kuala Kubu Bharu	90	126
TSH Kuala Terengganu	26	37
TSH Seremban	47	37
TSH Cheras	31	50
TSH Jitra	38	25
<b>Jumlah / Total</b>	<b>314</b>	<b>337</b>
		<b>651</b>

**Jadual 4.2 : Bilangan Penghuni TSH Mengikut Kumpulan Etnik dan Jantina, 2017***Table 4.2 : Number of TSH Residents by Ethnic Group and Sex, 2017*

Institusi / Institution	Lelaki / Male								Jumlah / Total (A)	Perempuan / Female								Jumlah / Total (B)	Jumlah / Total (A+B)
	Melayu	Cina	India	PSm	PSb	PSw	Lain-lain	Melayu		Cina	India	PSm	PSb	PSw	Lain-lain				
	Malay	Chinese	Indian	PSm	PSb	PSw	Others	Malay		Chinese	Indian	PSm	PSb	PSw	Others				
TSH Jubli	0	0	0	0	0	0	0	0	24	27	11	0	0	0	0	62	62		
TSH Tampoi	35	34	11	0	0	2	0	82	0	0	0	0	0	0	0	0	82		
TSH Kuala Kubu Bharu	53	28	7	0	0	0	2	90	60	42	20	2	0	2	0	126	216		
TSH Kuala Terengganu	23	1	0	0	0	2	0	26	20	12	2	1	1	0	1	37	63		
TSH Seremban	39	3	2	0	0	1	2	47	26	4	3	0	0	3	1	37	84		
TSH Cheras	22	3	4	0	0	2	0	31	31	11	8	0	0	0	0	50	81		
TSH Jitra	19	7	3	0	0	1	8	38	11	2	4	0	0	1	7	25	63		
<b>Jumlah / Total</b>	<b>191</b>	<b>76</b>	<b>27</b>	<b>0</b>	<b>0</b>	<b>8</b>	<b>12</b>	<b>314</b>	<b>172</b>	<b>98</b>	<b>48</b>	<b>3</b>	<b>1</b>	<b>6</b>	<b>9</b>	<b>337</b>	<b>651</b>		

**Jadual 4.3 : Bilangan Kemasukan Penghuni TSH Mengikut Kumpulan Etnik dan Jantina, 2017***Table 4.3 : Number of Admission of TSH Residents by Ethnic Group and Sex, 2017*

Institusi / Institution	Lelaki / Male							Jumlah / Total (A)	Perempuan / Female							Jumlah / Total (B)	Jumlah / Total (A+B)
	Melayu	Cina	India	PSm	PSb	PSw	Lain-lain		Melayu	Cina	India	PSm	PSb	PSw	Lain-lain		
	<i>Malay</i>	<i>Chinese</i>	<i>Indian</i>	<i>PSm</i>	<i>PSb</i>	<i>PSw</i>	<i>Others</i>		<i>Malay</i>	<i>Chinese</i>	<i>Indian</i>	<i>PSm</i>	<i>PSb</i>	<i>PSw</i>	<i>Others</i>		
TSH Jubli	0	0	0	0	0	0	0	0	8	1	1	0	0	0	0	10	10
TSH Tampoi	11	1	2	0	0	0	0	14	0	0	0	0	0	0	0	0	14
TSH Kuala Kubu Baru	4	3	2	0	0	0	1	10	4	0	0	0	0	0	0	4	14
TSH Kuala Terengganu	3	0	0	0	0	0	0	3	5	0	0	0	0	0	0	5	8
TSH Seremban	7	1	0	0	0	1	0	9	4	1	0	0	0	0	1	6	15
TSH Cheras	9	1	2	0	0	0	0	12	12	1	4	0	0	0	0	17	29
TSH Jitra	3	2	2	0	0	1	2	10	2	0	3	0	0	1	1	7	17
<b>Jumlah / Total</b>	<b>37</b>	<b>8</b>	<b>8</b>	<b>0</b>	<b>0</b>	<b>2</b>	<b>3</b>	<b>58</b>	<b>35</b>	<b>3</b>	<b>8</b>	<b>0</b>	<b>0</b>	<b>1</b>	<b>2</b>	<b>49</b>	<b>107</b>

**Jadual 4.4 : Bilangan Keluaran Penghuni TSH Mengikut Kumpulan Etnik dan Jantina, 2017***Table 4.4 : Number of Release of TSH Residents by Ethnic Group and Sex, 2017*

Institusi / Institution	Lelaki / Male							Jumlah / Total (A)	Perempuan / Female							Jumlah / Total (B)	Jumlah / Total (A+B)
	Melayu	Cina	India	PSm	PSb	PSw	Lain- lain		Melayu	Cina	India	PSm	PSb	PSw	Lain- lain		
	Malay	Chinese	Indian	PSm	PSb	PSw	Others		Malay	Chinese	Indian	PSm	PSb	PSw	Others		
TSH Jubli	0	0	0	0	0	0	0	0	3	2	0	0	0	0	0	5	5
TSH Tampoi	7	0	2	0	0	0	0	9	0	0	0	0	0	0	0	0	9
TSH Kuala Kubu Baru	3	1	3	0	0	0	0	7	2	5	2	0	0	0	0	9	16
TSH Kuala Terengganu	1	0	0	0	0	0	0	1	7	3	0	0	0	0	0	10	11
TSH Seremban	4	0	0	0	0	0	0	4	2	0	0	0	0	0	0	2	6
TSH Cheras	0	2	1	0	0	0	0	3	4	0	0	0	0	0	0	4	7
TSH Jitra	3	0	4	0	0	0	3	10	2	0	1	0	0	1	2	6	16
<b>Jumlah / Total</b>	<b>18</b>	<b>3</b>	<b>10</b>	<b>0</b>	<b>0</b>	<b>0</b>	<b>3</b>	<b>34</b>	<b>20</b>	<b>10</b>	<b>3</b>	<b>0</b>	<b>0</b>	<b>1</b>	<b>2</b>	<b>36</b>	<b>70</b>

**BAHAGIAN C -  
PERKHIDMATAN  
INSTITUSI**  
*SECTION C -  
INSTITUTION SERVICES*

**L A P O R A N  
S T A T I S T I K**

**2017**

JABATAN KEBAJIKAN MASYARAKAT

**PUSAT LATIHAN PERINDUSTRIAN DAN PEMULIHAN  
(PLPP)**

C5



**BAHAGIAN C -  
PERKHIDMATAN  
INSTITUSI**  
*SECTION C -  
INSTITUTION SERVICES*

**L A P O R A N  
S T A T I S T I K**

**2017**

JABATAN KEBAJIKAN MASYARAKAT

**BENGGEL TERLINDUNG (BD)**

*Sheltered Workshop*

C6

**Jadual 6.1 : Bilangan Penghuni Bengkel Terlindung Mengikut Institusi dan Jantina, 2017***Table 6.1 : Number of Sheltered Workshop Residents by Institution and Sex, 2017*

Institusi / Institution	Jantina / Gender	
	L / M	P / F
Bengkel Daya Klang	23	23
Bengkel Daya S. Petani	41	18
<b>Jumlah / Total</b>	<b>64</b>	<b>41</b>
	<b>105</b>	

**Jadual 6.2 : Bilangan Penghuni Bengkel Terlindung Mengikut Kumpulan Etnik dan Jantina, 2017***Table 6.2 : Number of Sheltered Workshop Residents by Ethnic Group and Sex, 2017*

Institusi / Institution	Lelaki / Male							Jumlah / Total (A)	Perempuan / Female							Jumlah / Total (B)	Jumlah / Total (A+B)
	Melayu	Cina	India	PSm	PSb	PSw	Lain-lain		Melayu	Cina	India	PSm	PSb	PSw	Lain-lain		
	Malay	Chinese	Indian	PSm	PSb	PSw	Others		Malay	Chinese	Indian	PSm	PSb	PSw	Others		
Bengkel Daya Klang	23	0	0	0	0	0	0	23	22	0	1	0	0	0	0	23	46
Bengkel Daya S. Petani	38	0	3	0	0	0	0	41	18	0	0	0	0	0	0	18	59
<b>Jumlah / Total</b>	<b>61</b>	<b>0</b>	<b>3</b>	<b>0</b>	<b>0</b>	<b>0</b>	<b>0</b>	<b>64</b>	<b>40</b>	<b>0</b>	<b>1</b>	<b>0</b>	<b>0</b>	<b>0</b>	<b>0</b>	<b>41</b>	<b>105</b>

### Jadual 6.3 : Bilangan Kemasukan Penghuni Bengkel Terlindung Mengikut Kumpulan Etnik dan Jantina, 2017

Table 6.3 : Number of Admission of Sheltered Workshop Residents by Ethnic Group and Sex, 2017

Institusi / Institution	Lelaki / Male							Jumlah / Total (A)	Perempuan / Female							Jumlah / Total (B)	Jumlah / Total (A+B)
	Melayu	Cina	India	PSm	PSb	PSw	Lain-lain		Melayu	Cina	India	PSm	PSb	PSw	Lain-lain		
	Malay	Chinese	Indian	PSm	PSb	PSw	Others		Malay	Chinese	Indian	PSm	PSb	PSw	Others		
Bengkel Daya Klang	5	0	0	0	0	0	0	5	1	0	0	0	0	0	0	1	6
Bengkel Daya S. Petani	18	0	1	0	0	0	0	19	6	0	0	0	0	0	0	6	25
<b>Jumlah / Total</b>	<b>23</b>	<b>0</b>	<b>1</b>	<b>0</b>	<b>0</b>	<b>0</b>	<b>0</b>	<b>24</b>	<b>7</b>	<b>0</b>	<b>0</b>	<b>0</b>	<b>0</b>	<b>0</b>	<b>0</b>	<b>7</b>	<b>31</b>

### Jadual 6.4 : Bilangan Keluaran Penghuni Bengkel Terlindung Mengikut Kumpulan Etnik dan Jantina, 2017

Table 6.4 : Number of Release of Sheltered Workshop Residents by Ethnic Group and Sex, 2017

Institusi / Institution	Lelaki / Male							Jumlah / Total (A)	Perempuan / Female							Jumlah / Total (B)	Jumlah / Total (A+B)
	Melayu	Cina	India	PSm	PSb	PSw	Lain-lain		Melayu	Cina	India	PSm	PSb	PSw	Lain-lain		
	Malay	Chinese	Indian	PSm	PSb	PSw	Others		Malay	Chinese	Indian	PSm	PSb	PSw	Others		
Bengkel Daya Klang	7	0	0	0	0	0	0	7	13	0	0	0	0	0	0	13	20
Bengkel Daya S. Petani	8	0	0	0	0	0	0	8	5	0	0	0	0	0	0	5	13
<b>Jumlah / Total</b>	<b>15</b>	<b>0</b>	<b>0</b>	<b>0</b>	<b>0</b>	<b>0</b>	<b>0</b>	<b>15</b>	<b>18</b>	<b>0</b>	<b>0</b>	<b>0</b>	<b>0</b>	<b>0</b>	<b>0</b>	<b>18</b>	<b>33</b>





**BAHAGIAN C -  
PERKHIDMATAN  
INSTITUSI**  
*SECTION C -  
INSTITUTION SERVICES*

**L A P O R A N  
S T A T I S T I K**  
**2017**

JABATAN KEBAJIKAN MASYARAKAT

**DESA BINA DIRI (DBD)**

*Desa Bina Diri*

C7

**Jadual 7.1 : Bilangan Penghuni Desa Bina Diri Mengikut Institusi dan Jantina, 2017***Table 7.1 : Number of DBD Residents by Institution and Sex, 2017*

Institusi / Institution	Jantina / Gender	
	L / M	P / F
Desa Bina Diri Kota Kinabalu	8	2
Desa Bina Diri Kuching	16	11
Desa Bina Diri Jerantut	365	0
Desa Bina Diri Mersing	210	250
Pusat Sehenti Bina Diri Sg. Buloh	48	23
<b>Jumlah / Total</b>	<b>647</b>	<b>286</b>
		<b>933</b>

**Jadual 7.2 : Bilangan Penghuni Desa Bina Diri Mengikut Kumpulan Etnik dan Jantina, 2017***Table 7.2 : Number of DBD Residents by Ethnic Group and Sex, 2017*

Institusi / Institution	Lelaki / Male							Jumlah / Total (A)	Perempuan / Female							Jumlah / Total (B)	Jumlah / Total (A+B)
	Melayu	Cina	India	PSm	PSb	PSw	Lain-lain		Melayu	Cina	India	PSm	PSb	PSw	Lain-lain		
	Malay	Chinese	Indian	PSm	PSb	PSw	Others		Malay	Chinese	Indian	PSm	PSb	PSw	Others		
Desa Bina Diri Kota Kinabalu	0	4	0	0	2	0	2	8	0	0	0	0	1	1	0	2	10
Desa Bina Diri Kuching	0	10	0	0	0	5	1	16	4	2	0	0	0	4	1	11	27
Desa Bina Diri Mersing	117	42	51	0	0	0	0	210	131	66	52	0	0	0	1	250	460
Desa Bina Diri Jerantut	188	88	87	0	0	0	2	365	0	0	0	0	0	0	0	0	365
Pusat Sehenti Bina Diri Sg. Buloh	28	9	8	0	0	3	0	48	14	5	4	0	0	0	0	23	71
<b>Jumlah / Total</b>	<b>333</b>	<b>153</b>	<b>146</b>	<b>0</b>	<b>2</b>	<b>8</b>	<b>5</b>	<b>647</b>	<b>149</b>	<b>73</b>	<b>56</b>	<b>0</b>	<b>1</b>	<b>5</b>	<b>2</b>	<b>286</b>	<b>933</b>

**Jadual 7.3 : Bilangan Kemasukan Penghuni Desa Bina Diri Mengikut Kumpulan Etnik dan Jantina, 2017***Table 7.3 : Number of Admission of DBD Residents by Ethnic Group and Sex, 2017*

Institusi / Institution	Lelaki / Male							Jumlah / Total (A)	Perempuan / Female							Jumlah / Total (B)	Jumlah / Total (A+B)
	Melayu	Cina	India	PSm	PSb	PSw	Lain- lain		Melayu	Cina	India	PSm	PSb	PSw	Lain- lain		
	Malay	Chinese	Indian	PSm	PSb	PSw	Others		Malay	Chinese	Indian	PSm	PSb	PSw	Others		
Desa Bina Diri Kota Kinabalu	0	4	0	0	11	0	2	17	0	5	0	0	4	2	0	11	28
Desa Bina Diri Kuching	0	1	0	0	0	3	1	5	0	0	0	0	0	1	0	1	6
Desa Bina Diri Mersing	5	1	4	0	0	0	0	10	10	3	2	0	0	0	0	15	25
Desa Bina Diri Jerantut	50	18	17	0	0	0	0	85	0	0	0	0	0	0	0	0	85
Pusat Sehenti Bina Diri Sg. Buloh	101	81	47	1	0	4	0	234	22	10	9	1	0	0	0	42	276
<b>Jumlah / Total</b>	<b>156</b>	<b>105</b>	<b>68</b>	<b>1</b>	<b>11</b>	<b>7</b>	<b>3</b>	<b>351</b>	<b>32</b>	<b>18</b>	<b>11</b>	<b>1</b>	<b>4</b>	<b>3</b>	<b>0</b>	<b>69</b>	<b>420</b>

**Jadual 7.4 : Bilangan Keluaran Penghuni Desa Bina Diri Mengikut Kumpulan Etnik dan Jantina, 2017***Table 7.4 : Number of Release of DBD Residents by Ethnic Group and Sex, 2017*

Institusi / Institution	Lelaki / Male							Jumlah / Total (A)	Perempuan / Female							Jumlah / Total (B)	Jumlah / Total (A+B)
	Melayu	Cina	India	PSm	PSb	PSw	Lain-lain		Melayu	Cina	India	PSm	PSb	PSw	Lain-lain		
	Malay	Chinese	Indian	PSm	PSb	PSw	Others		Malay	Chinese	Indian	PSm	PSb	PSw	Others		
Desa Bina Diri Kota Kinabalu	0	10	1	1	41	0	0	53	0	9	0	0	10	1	0	20	73
Desa Bina Diri Kuching	1	0	0	0	0	2	1	4	0	0	0	0	0	0	0	0	4
Desa Bina Diri Mersing	37	16	12	0	0	0	0	65	29	17	18	0	0	0	1	65	130
Desa Bina Diri Jerantut	37	21	18	0	0	0	0	76	0	0	0	0	0	0	0	0	76
Pusat Sehenti Bina Diri Sg. Buloh	91	81	54	1	0	1	0	228	18	10	10	2	0	0	1	41	269
<b>Jumlah / Total</b>	<b>166</b>	<b>128</b>	<b>85</b>	<b>2</b>	<b>41</b>	<b>3</b>	<b>1</b>	<b>426</b>	<b>47</b>	<b>36</b>	<b>28</b>	<b>2</b>	<b>10</b>	<b>1</b>	<b>2</b>	<b>126</b>	<b>552</b>

**BAHAGIAN C -  
PERKHIDMATAN  
INSTITUSI**  
*SECTION C -  
INSTITUTION SERVICES*

**L A P O R A N  
S T A T I S T I K**

**2017**

JABATAN KEBAJIKAN MASYARAKAT

**RUMAH KANAK-KANAK (RKK)**

*Children's Home*

C8

**Jadual 8.1 : Bilangan Penghuni RKK Mengikut Institusi dan Jantina, 2017***Table 8.1 : Number of Children's Home Inmates by Institution and Sex, 2017*

Institusi / Institution	Jantina / Gender	
	L / M	P / F
RKK Cheras	83	52
RKK Kuala Kangsar	102	72
RBL Melaka	55	0
PPKK Serendah	57	0
RKK Taman Bakti	79	51
RKK Kuantan	30	0
RKK Penor	51	86
RKK Kota Kinabalu	42	49
RKK Arau	0	60
RKK Kuching	28	53
RKK Rembau	0	103
RKK Mini Kelantan	0	20
RKK Mini Johor	0	23
<b>Jumlah / Total</b>	<b>527</b>	<b>569</b>
		<b>1,096</b>

**Jadual 8.2 : Bilangan Penghuni RKK Mengikut Kumpulan Etnik dan Jantina, 2017**  
*Table 8.2 : Number of Children's Home Inmates by Ethnic Group and Sex, 2017*

Institusi / Institution	Lelaki / Male							Jumlah / Total (A)	Perempuan / Female							Jumlah / Total (B)	Jumlah / Total (A+B)
	Melayu	Cina	India	PSm	PSb	PSw	Lain-lain		Melayu	Cina	India	PSm	PSb	PSw	Lain-lain		
	Malay	Chinese	Indian	PSm	PSb	PSw	Others		Malay	Chinese	Indian	PSm	PSb	PSw	Others		
RKK Cheras	51	0	13	0	0	0	19	83	29	0	9	0	0	0	14	52	135
RKK Kuala Kangsar	56	9	10	0	0	0	27	102	52	2	11	0	0	0	7	72	174
RBL Melaka	39	2	5	0	3	0	6	55	0	0	0	0	0	0	0	0	55
PPPK Serendah	34	4	7	0	0	0	12	57	0	0	0	0	0	0	0	0	57
RKK Taman Bakti	52	3	8	0	0	0	16	79	31	3	6	0	0	0	11	51	130
RKK Kuantan	23	0	0	1	0	0	6	30	0	0	0	0	0	0	0	0	30
RKK Penor	35	2	6	0	0	0	8	51	57	1	8	0	1	0	19	86	137
RKK Kota Kinabalu	2	1	0	0	14	0	25	42	0	1	0	0	23	0	25	49	91
RKK Arau	0	0	0	0	0	0	0	0	46	1	11	0	0	0	2	60	60
RKK Kuching	9	5	0	0	0	11	3	28	11	8	0	0	0	25	9	53	81
RKK Rembau	0	0	0	0	0	0	0	0	84	2	15	0	0	0	2	103	103
RKK Mini Kelantan	0	0	0	0	0	0	0	0	18	0	2	0	0	0	0	20	20
RKK Mini Johor	0	0	0	0	0	0	0	0	14	2	2	0	0	1	4	23	23
<b>Jumlah / Total</b>	<b>301</b>	<b>26</b>	<b>49</b>	<b>1</b>	<b>17</b>	<b>11</b>	<b>122</b>	<b>527</b>	<b>342</b>	<b>20</b>	<b>64</b>	<b>0</b>	<b>24</b>	<b>26</b>	<b>93</b>	<b>569</b>	<b>1,096</b>



**Jadual 8.3 : Bilangan Kemasukan Penghuni RKK Mengikut Kumpulan Etnik dan Jantina, 2017**  
*Table 8.3 : Number of Admission of Children's Home Inmates by Ethnic Group and Sex, 2017*

Institusi / Institution	Lelaki / Male							Jumlah / Total (A)	Perempuan / Female							Jumlah / Total (B)	Jumlah / Total (A+B)
	Melayu	Cina	India	PSm	PSb	PSw	Lain-lain		Melayu	Cina	India	PSm	PSb	PSw	Lain-lain		
	Malay	Chinese	Indian	PSm	PSb	PSw	Others		Malay	Chinese	Indian	PSm	PSb	PSw	Others		
RKK Cheras	33	4	3	0	0	0	21	61	30	1	10	0	0	0	10	51	112
RKK Kuala Kangsar	29	4	5	0	0	0	21	59	34	1	4	0	0	0	12	51	110
RBL Melaka	24	2	2	0	3	0	1	32	0	0	0	0	0	0	0	0	32
PPPK Serendah	13	1	2	0	1	0	8	25	0	0	0	0	0	0	0	0	25
RKK Taman Bakti	31	2	2	0	0	0	5	40	20	1	3	0	0	0	3	27	67
RKK Kuantan	13	0	0	0	0	0	1	14	0	0	0	0	0	0	0	0	14
RKK Penor	15	0	1	0	1	0	6	23	33	0	3	0	1	0	6	43	66
RKK Kota Kinabalu	2	3	0	0	2	0	13	20	3	3	0	0	14	0	9	29	49
RKK Arau	0	0	0	0	0	0	0	0	28	1	2	0	0	0	0	31	31
RKK Kuching	5	0	0	0	0	2	0	7	5	0	0	0	0	6	3	14	21
RKK Rembau	0	0	0	0	0	0	0	0	40	2	6	0	0	0	3	51	51
RKK Mini Kelantan	0	0	0	0	0	0	0	0	7	0	1	0	0	0	0	8	8
RKK Mini Johor	0	0	0	0	0	0	0	0	19	2	0	0	0	0	6	27	27
<b>Jumlah / Total</b>	<b>165</b>	<b>16</b>	<b>15</b>	<b>0</b>	<b>7</b>	<b>2</b>	<b>76</b>	<b>281</b>	<b>219</b>	<b>11</b>	<b>29</b>	<b>0</b>	<b>15</b>	<b>6</b>	<b>52</b>	<b>332</b>	<b>613</b>

**Jadual 8.4 : Bilangan Keluaran Penghuni RKK Mengikut Kumpulan Etnik dan Jantina, 2017**  
*Table 8.3 : Number of Release of Children's Home Inmates by Ethnic Group and Sex, 2017*

Institusi / Institution	Lelaki / Male							Jumlah / Total (A)	Perempuan / Female							Jumlah / Total (B)	Jumlah / Total (A+B)
	Melayu	Cina	India	PSm	PSb	PSw	Lain-lain		Melayu	Cina	India	PSm	PSb	PSw	Lain-lain		
	Malay	Chinese	Indian	PSm	PSb	PSw	Others		Malay	Chinese	Indian	PSm	PSb	PSw	Others		
RKK Cheras	46	5	4	0	0	0	26	81	32	1	8	0	0	0	21	62	143
RKK Kuala Kangsar	14	2	2	0	0	0	14	32	18	1	3	0	0	0	7	29	61
RBL Melaka	35	5	2	3	0	0	1	46	0	0	0	0	0	0	0	0	46
PPPK Serendah	19	3	5	0	2	0	8	37	0	0	0	0	0	0	0	0	37
RKK Taman Bakti	18	1	0	0	0	0	8	27	13	0	0	0	0	0	13	26	53
RKK Kuantan	2	1	0	0	0	0	1	4	0	0	0	0	0	0	0	0	4
RKK Penor	15	0	1	0	1	1	3	21	41	0	7	0	1	0	9	58	79
RKK Kota Kinabalu	1	3	0	0	7	0	8	19	4	4	0	0	20	0	3	31	50
RKK Arau	0	0	0	0	0	0	0	0	27	0	0	0	0	0	2	29	29
RKK Kuching	3	1	0	0	0	6	0	10	4	7	0	0	0	12	2	25	35
RKK Rembau	0	0	0	0	0	0	0	0	51	3	11	0	0	0	3	68	68
RKK Mini Kelantan	10	0	0	0	0	0	0	10	5	0	1	0	0	0	0	6	16
RKK Mini Johor	0	0	0	0	0	0	0	0	20	3	0	0	0	0	7	30	30
<b>Jumlah / Total</b>	<b>163</b>	<b>21</b>	<b>14</b>	<b>3</b>	<b>10</b>	<b>7</b>	<b>69</b>	<b>287</b>	<b>215</b>	<b>19</b>	<b>30</b>	<b>0</b>	<b>21</b>	<b>12</b>	<b>67</b>	<b>364</b>	<b>651</b>



**BAHAGIAN C -  
PERKHIDMATAN  
INSTITUSI**  
*SECTION C -  
INSTITUTION SERVICES*

**L A P O R A N  
S T A T I S T I K**

**2017**

JABATAN KEBAJIKAN MASYARAKAT

**RUMAH SERI KENANGAN (RSK)**

*Rumah Seri Kenangan*

C9

**Jadual 9.1 : Bilangan Penghuni RSK Mengikut Institusi dan Jantina, 2017***Table 9.1 : Number of RSK Residents by Institution and Sex, 2017*

Institusi / Institution	Jantina / Gender	
	L / M	P / F
RSK Bedong	183	72
RSK Cheng	82	71
RSK Cheras	89	72
RSK Pengkalan Chepa	52	51
RSK Johor Bahru	241	119
RSK Kangar	51	57
RSK Seremban	0	0
RSK Taiping	74	71
RSK Tanjung Rambutan	135	80
<b>Jumlah / Total</b>	<b>907</b>	<b>593</b>
		<b>1,500</b>

**Jadual 9.2 : Bilangan Penghuni RSK Mengikut Kumpulan Etnik dan Jantina, 2017***Table 9.2 : Number of RSK Residents by Ethnic Group and Sex, 2017*

Institusi / Institution	Lelaki / Male							Jumlah / Total (A)	Perempuan / Female							Jumlah / Total (B)	Jumlah / Total (A+B)
	Melayu	Cina	India	PSm	PSb	PSw	Lain-lain		Melayu	Cina	India	PSm	PSb	PSw	Lain-lain		
	Malay	Chinese	Indian	PSm	PSb	PSw	Others		Malay	Chinese	Indian	PSm	PSb	PSw	Others		
RSK Bedong	80	55	48	0	0	0	0	183	37	23	11	0	0	0	1	72	255
RSK Cheng	50	22	9	1	0	0	0	82	45	17	9	0	0	0	0	71	153
RSK Cheras	49	24	11	0	1	0	4	89	52	10	9	0	0	0	1	72	161
RSK Pengkalan Chepa	37	12	2	1	0	0	0	52	43	5	3	0	0	0	0	51	103
RSK Johor Bahru	106	94	39	0	0	0	2	241	65	30	22	0	0	0	2	119	360
RSK Kangar	25	20	6	0	0	0	0	51	42	6	8	0	0	0	1	57	108
RSK Seremban	0	0	0	0	0	0	0	0	0	0	0	0	0	0	0	0	0
RSK Taiping	30	30	12	0	0	0	2	74	37	23	10	0	0	0	1	71	145
RSK Tanjung Rambutan	51	50	33	0	0	0	1	135	31	30	17	0	0	0	2	80	215
<b>Jumlah / Total</b>	<b>428</b>	<b>307</b>	<b>160</b>	<b>2</b>	<b>1</b>	<b>0</b>	<b>9</b>	<b>907</b>	<b>352</b>	<b>144</b>	<b>89</b>	<b>0</b>	<b>0</b>	<b>0</b>	<b>8</b>	<b>593</b>	<b>1,500</b>

**Jadual 9.3 : Bilangan Kemasukan Penghuni RSK Mengikut Kumpulan Etnik dan Jantina, 2017***Table 9.3 : Number of Admission of RSK Residents by Ethnic Group and Sex, 2017*

Institusi / Institution	Lelaki / Male							Jumlah / Total (A)	Perempuan / Female							Jumlah / Total (B)	Jumlah / Total (A+B)
	Melayu	Cina	India	PSm	PSb	PSw	Lain-lain		Melayu	Cina	India	PSm	PSb	PSw	Lain-lain		
	Malay	Chinese	Indian	PSm	PSb	PSw	Others		Malay	Chinese	Indian	PSm	PSb	PSw	Others		
RSK Bedong	28	23	24	0	0	0	0	75	10	7	2	0	0	0	1	20	95
RSK Cheng	9	8	0	0	0	0	0	17	5	2	1	0	0	0	0	8	25
RSK Cheras	6	3	2	0	0	0	3	14	5	0	0	0	0	0	0	5	19
RSK Pengkalan Chepa	11	1	0	0	0	0	0	12	6	1	0	0	0	0	0	7	19
RSK Johor Bahru	64	48	26	0	0	0	11	149	25	15	7	0	0	0	5	52	201
RSK Kangar	10	5	1	0	0	0	0	16	7	3	0	0	0	0	0	10	26
RSK Seremban								0								0	0
RSK Taiping	10	7	4	0	0	0	0	21	6	5	3	0	0	1	1	16	37
RSK Tanjung Rambutan	3	9	9	0	0	0	0	21	5	0	3	0	0	0	0	8	29
<b>Jumlah / Total</b>	<b>141</b>	<b>104</b>	<b>66</b>	<b>0</b>	<b>0</b>	<b>0</b>	<b>14</b>	<b>325</b>	<b>69</b>	<b>33</b>	<b>16</b>	<b>0</b>	<b>0</b>	<b>1</b>	<b>7</b>	<b>126</b>	<b>451</b>

**Jadual 9.4 : Bilangan Keluaran Penghuni RSK Mengikut Kumpulan Etnik dan Jantina, 2017***Table 9.4 : Number of Release of RSK Residents by Ethnic Group and Sex, 2017*

Institusi / Institution	Lelaki / Male							Jumlah / Total (A)	Perempuan / Female							Jumlah / Total (B)	Jumlah / Total (A+B)
	Melayu	Cina	India	PSm	PSb	PSw	Lain-lain		Melayu	Cina	India	PSm	PSb	PSw	Lain-lain		
	Malay	Chinese	Indian	PSm	PSb	PSw	Others		Malay	Chinese	Indian	PSm	PSb	PSw	Others		
RSK Bedong	29	24	20	0	0	0	0	73	17	7	3	0	0	0	1	28	101
RSK Cheng	13	6	3	0	0	0	0	22	8	1	3	0	0	0	0	12	34
RSK Cheras	14	3	6	0	0	0	0	23	9	3	2	0	0	0	0	14	37
RSK Pengkalan Chepa	9	1	1	0	0	0	0	11	7	1	0	0	0	0	0	8	19
RSK Johor Bahru	64	38	28	0	0	0	10	140	28	12	9	0	0	0	4	53	193
RSK Kangar	11	5	3	0	0	0	0	19	8	3	4	0	0	0	0	15	34
RSK Seremban								0								0	0
RSK Taiping	12	23	14	0	0	0	0	49	6	2	4	0	0	1	1	14	63
RSK Tanjung Rambutan	12	20	9	0	0	0	2	43	3	6	5	0	0	0	0	14	57
<b>Jumlah / Total</b>	<b>164</b>	<b>120</b>	<b>84</b>	<b>0</b>	<b>0</b>	<b>0</b>	<b>12</b>	<b>380</b>	<b>86</b>	<b>35</b>	<b>30</b>	<b>0</b>	<b>0</b>	<b>1</b>	<b>6</b>	<b>158</b>	<b>538</b>





**BAHAGIAN C -  
PERKHIDMATAN  
INSTITUSI**  
*SECTION C -  
INSTITUTION SERVICES*

**L A P O R A N  
S T A T I S T I K**

**2017**

JABATAN KEBAJIKAN MASYARAKAT

**RUMAH EHSAN (RE)**

*Rumah Ehsan*

C10

**Jadual 10.1 : Bilangan Penghuni Rumah Ehsan Mengikut Institusi dan Jantina, 2017***Table 10.1 : Number of RE Residents by Institution and Sex, 2017*

Institusi / Institution	Jantina / Gender	
	L / M	P / F
Rumah Ehsan Kuala Kubu Bharu	52	55
Rumah Ehsan Dungun	51	48
<b>Jumlah / Total</b>	<b>103</b>	<b>103</b>
		<b>206</b>

**Jadual 10.2 : Bilangan Penghuni Rumah Ehsan Mengikut Kumpulan Etnik dan Jantina, 2017***Table 10.2 : Number of RE Residents by Ethnic Group and Sex, 2017*

Institusi / Institution	Lelaki / Male							Jumlah / Total (A)	Perempuan / Female							Jumlah / Total (B)	Jumlah / Total (A+B)
	Melayu	Cina	India	PSm	PSb	PSw	Lain-lain		Melayu	Cina	India	PSm	PSb	PSw	Lain-lain		
	Malay	Chinese	Indian	PSm	PSb	PSw	Others		Malay	Chinese	Indian	PSm	PSb	PSw	Others		
Rumah Ehsan Kuala Kubu Bharu	21	19	11	0	0	0	1	52	39	10	6	0	0	0	0	55	107
Rumah Ehsan Dungun	37	7	6	0	0	0	1	51	42	4	2	0	0	0	0	48	99
<b>Jumlah / Total</b>	<b>58</b>	<b>26</b>	<b>17</b>	<b>0</b>	<b>0</b>	<b>0</b>	<b>2</b>	<b>103</b>	<b>81</b>	<b>14</b>	<b>8</b>	<b>0</b>	<b>0</b>	<b>0</b>	<b>0</b>	<b>103</b>	<b>206</b>

**Jadual 10.3 : Bilangan Kemasukan Penghuni Rumah Ehsan Mengikut Kumpulan Etnik dan Jantina, 2017***Table 10.3 : Number of Admission of RE Residents by Ethnic Group and Sex, 2017*

Institusi / Institution	Lelaki / Male							Jumlah / Total (A)	Perempuan / Female							Jumlah / Total (B)	Jumlah / Total (A+B)
	Melayu	Cina	India	PSm	PSb	PSw	Lain-lain		Melayu	Cina	India	PSm	PSb	PSw	Lain-lain		
	Malay	Chinese	Indian	PSm	PSb	PSw	Others		Malay	Chinese	Indian	PSm	PSb	PSw	Others		
Rumah Ehsan Kuala Kubu Bharu	3	1	2	0	0	0	0	6	8	1	0	0	0	0	0	9	15
Rumah Ehsan Dungun	14	2	1	0	0	0	0	17	12	3	0	0	0	0	0	15	32
<b>Jumlah / Total</b>	<b>17</b>	<b>3</b>	<b>3</b>	<b>0</b>	<b>0</b>	<b>0</b>	<b>0</b>	<b>23</b>	<b>20</b>	<b>4</b>	<b>0</b>	<b>0</b>	<b>0</b>	<b>0</b>	<b>0</b>	<b>24</b>	<b>47</b>

**Jadual 10.4 : Bilangan Keluaran Penghuni Rumah Ehsan Mengikut Kumpulan Etnik dan Jantina, 2017***Table 10.4 : Number of Release of RE Residents by Ethnic Group and Sex, 2017*

Institusi / Institution	Lelaki / Male							Jumlah / Total (A)	Perempuan / Female							Jumlah / Total (B)	Jumlah / Total (A+B)
	Melayu	Cina	India	PSm	PSb	PSw	Lain-lain		Melayu	Cina	India	PSm	PSb	PSw	Lain-lain		
	Malay	Chinese	Indian	PSm	PSb	PSw	Others		Malay	Chinese	Indian	PSm	PSb	PSw	Others		
Rumah Ehsan Kuala Kubu Bharu	10	3	0	0	0	0	1	14	7	2	2	0	0	0	0	11	25
Rumah Ehsan Dungun	10	2	2	0	0	0	1	15	10	2	1	0	0	0	0	13	28
<b>Jumlah / Total</b>	<b>20</b>	<b>5</b>	<b>2</b>	<b>0</b>	<b>0</b>	<b>0</b>	<b>2</b>	<b>29</b>	<b>17</b>	<b>4</b>	<b>3</b>	<b>0</b>	<b>0</b>	<b>0</b>	<b>0</b>	<b>24</b>	<b>53</b>